

WELSH PONY & COB SOCIETY OF AMERICA, INC.



**720 Green St., Stephens City, VA 22655
(540) 868-PONY (7669)
www.welshpony.org**

**SANCTIONED SHOW RULES
JUDGES' QUALIFICATIONS
WPCSA AWARDS PROGRAMS**

Effective 12/01/2025

Affiliated Member of the United States Equestrian Federation (USEF)

TABLE OF CONTENTS

RULES FOR SANCTIONED COMPETITIONS

Eligibility	1
Type and Conformation	1
Height and Measurement	2
Shoeing Regulations	3
General Conduct of Shows: Management	3
General Conduct of: Owners/Agents/Exhibitors	5
Safety Equipment Regulations	6
Disqualifications	6
Violations and Penalties	7
General Definitions and Terms	8

BREEDING DIVISIONS

General Specifications	10
Ring Procedure	10
Breeding Championships	11
Standard Divisions/Classes	12
Chart of Classes as they Must Appear in the Prize List	13

PERFORMANCE DIVISIONS

General Specifications	16
Performance Championships	16
Point Classes and Divisions	18
Standard Performance Divisions	21
Qualifying Gaits	21
Class Tests	22

Pleasure Divisions:

English Pleasure	23
Western Pleasure	24
Junior Walk-Trot/Jog Pleasure	28
Adult Walk-Trot/Jog Pleasure	28
Green English Pleasure	28
Green Western Pleasure	29
Novice Rider English Pleasure	29
Novice Rider Western Pleasure	30

Open Pleasure Classes:

Open English Pleasure Classic	31
Open Western Pleasure Classic	31

Hunter Divisions:

Hunter	32
Low Hunter	36
Cross-rail Hunter	36
Short Stirrup Hunter	37
Long Stirrup Hunter	37
Green Cross-rail Hunter	37

Driving Divisions:

Pleasure Driving	38
Carriage Driving	40

Draft Driving	46
Roadster	48
Fine Harness	49
Formal Driving	50
Driving Classes:	
Open Pleasure Driving Classic	52
Drive and Ride.....	52
Carriage Driving Reinsmanship.....	52
Equitation & Handler Classes:	
Short Stirrup	53
Long Stirrup.....	53
Hunter Seat, Saddle Seat, Stock Seat - General	53
Hunter Seat	54
Saddle Seat	56
Stock Seat	58
Leadline	61
Walk-Trot/Jog Equitation	61
Walk-Trot/Jog Adult Equitation	62
Junior Welsh Handler	62
Ridden & In-Hand Trail Classes:	64
Miscellaneous Point Classes:	
Leading Rein	63
Child's First Pony	63
Ridden Welsh Classic	63
Dressage Suitability	63
Working Western.....	73
Ranch Pony.....	73
Western Riding.....	74
Reining	75

APPLYING FOR SHOW SANCTIONING

General Requirements	78
Application Penalties	78
Fees	78
Sanctioned Show Standards	79
National Titles	81
Show Secretary/Show Management Responsibilities	81
Show Management	83

JUDGES' QUALIFICATIONS & RESPONSIBILITIES

Learner Judge	85
Guest Judges	88
Provisional Judge	86
Approved Judges	86
Special Category Halter Judges	87
Specialty Performance Judges	88
International Judges	89
Judge's Responsibilities and Conduct	89
Technical Delegates	90
Evaluations of Judges and Technical Delegates	91

WPCSA AWARD PROGRAMS

Eligibility Requirements	92
Point Scoring	92
Available Awards	93
Regions	94
Legion of Merit (LOM)	95
Award of Excellence (AOE)	95
Purebred Order of the Griffin (OG)	95
Order of the Dragon (OD)	95
Half-Welsh/Part-Bred Award of Honour (AOH)	95
Half-Welsh/Part-Bred Award of Distinction (AOD)	96
Half-Welsh Order of the Griffin (OG)	96
Half-Welsh/Part-Bred Order of the Centaur (OC)	96
Gold, Silver, Bronze Citations	97
Pony Cross Farm National Perpetual Trophy	97
Tylwyth Pony Farm Perpetual High Score Trophies	97
Grazing Fields Farm High Point Welsh Cob Award	97
Severn Sirocco Perpetual Pleasure Driving Trophy	97
Spring Valleys Runner Award	97
Princess Diana Memorial Perpetual Cup	97
Endurance/Competitive Riding	98
Driving/Saddle Log Program	98
All Around High Point Youth Award	98

APPENDIXES, INDEX, MAP

Appendix A – Photographs & Diagrams Depicting Welsh Type/Conformation	100
Appendix B – Sample Jump Courses & Common Names for Jumps	106
Appendix C – Ridden Welsh Classic - suggested pattern	108
Index	109
Regional Map	114

WPCSA SHOW RULES FOR SANCTIONED COMPETITIONS

These rules may only be amended by the WPCSA Board of Directors. All suggested rule changes must be submitted to the Show Rules Chairman by October 1st for consideration by the Board at the next Board of Directors meeting. All approved changes will go into effect December 1st of the following calendar year.

Article 100 ELIGIBILITY

All Ponies/Cobs/Half-Welsh/Part-Breds must be registered with the Welsh Pony and Cob Society of America, Inc., the WPCS, the WPCSC, or, if under one year, be eligible for registration. Only animals registered with the Welsh Pony and Cob Society of America, Inc. will receive points. An animal must be shown under his full registered Welsh number and name.

Before an animal is issued a number or enters the ring, the Show Secretary must either have a copy of the Welsh Certificate of Registration in the current owner's name or look up the animal's registration papers online. The Show Secretary must also have any current health documents as required by local regulations.

If the animal is under one year and not yet registered, the Show Secretary must either have a copy of the dam's Certificate of Registration or look up the dam's registration papers online. Also required is the registration number and registered name of the sire and the proposed registration name of entry. Unnamed foals may not be shown. A breeding pony may not be shown in both Section A and Section B classes, nor may an animal be shown in both Section C and Section D classes during the same year.

All lease agreements must be officially recorded through the Society office. All recorded leases are designated as such on the animal's Certificate of Registration. The Show Secretary must either have a copy of the Certificate of Registration listing the lessee or look up the registration papers online.

Article 101 TYPE AND CONFORMATION

Article 101.1 Welsh Ponies, Section A - Not exceeding 12.2 hands high

General Character: Hardy, spirited and pony-like.

Color: Any color.

Head: Small, clean-cut, well set on and tapering to the muzzle.

Eyes: Bold.

Ears: Well-placed, small and pointed, well up on the head, proportionately close.

Nostrils: Prominent and open.

Jaws and Throat: Clean and finely-cut, with ample room at the angle of the jaw.

Neck: Lengthy, well-carried and moderately lean in the case of mares, but inclined to be cresty in the case of mature stallions.

Shoulders: Long and sloping well laid back. Withers moderately fine, but not "knifey." The humerus upright so that the foreleg is not set in under the body.

Forelegs: Set square and true, and not tied in at the elbows. Long, strong forearm, well-developed knee, short flat bone below knee, pasterns of proportionate slope and length, feet well-shaped and round, hooves dense.

Back and Loins: Muscular, strong and well-coupled.

Girth: Deep.

Ribs: Well-sprung.

Hind Quarters: Lengthy and fine. Not cobby, ragged or goose-rumped. Tail well set on and carried gaily.

Hind Legs: Hocks to be large, flat, and clean with points prominent, to turn neither inward nor outward. The hock not to be set behind a line from the point of the quarter to the fetlock joint. Pasterns of proportionate slope and length. Feet well-shaped, hooves dense.

Action: Quick, free and straight from the shoulder, well away in front. Hocks well-flexed with straight and powerful leverage and well under the body.

Article 101.2 Welsh Ponies, Section B - Not exceeding 14.2 hands high

The general description of ponies in Section "A" of the Stud Book is applicable to those in Section "B", but more particularly the Section "B" Pony shall be described as a riding pony, with quality, riding action, adequate bone and substance, hardiness and constitution and with pony character.

Article 101.3 Welsh Ponies of Cob Type, Section C - Not exceeding 13.2 hands high and Welsh Cobs, Section D exceeding 13.2 hands high with no upper limit

General Character: Strong, hardy and active, with pony character and as much substance as possible.

Color: Any color.

Head: Full of quality and pony character. A coarse head and Roman nose are most objectionable.

Eyes: Bold, prominent and set widely apart.

Ears: Neat and well-set.

Neck: Lengthy and well-carried. Moderately lean in the case of mares, but inclined to be cresty in the case of mature stallions.

Shoulders: Strong but well laid back.

Forelegs: Set square and not tied in at the elbows. Long, strong forearms. Knees well-developed with an abundance of bone below them. Pasterns of proportionate slope and length. Feet well shaped. Hooves dense. When in the rough, a moderate quantity of silky feather is not objected to but coarse, wiry hair is a definite objection.

Middlepiece: Back and loins muscular, strong and well-coupled. Deep through the heart and well ribbed up.

Hind Quarters: Lengthy and strong. Ragged or drooping quarters are objectionable. Tail well set on.

Hind Legs: Second thighs, strong and muscular. Hocks large, flat and clean, with points prominent, turning neither inward nor outward. The hind legs must not be too bent and the hock not set behind a line falling from the point of the quarter to the fetlock joint. Pasterns of proportionate slope and length. Feet well-shaped, hooves dense.

Action: Free, true and forcible. The knee should be bent and the whole foreleg should be extended straight from the shoulder and as far forward as possible in the trot. Hocks flexed under the body

Error! Bookmark not defined.with straight and powerful leverage.

SEE PHOTOGRAPHS AND DIAGRAMS DEPICTING WELSH TYPE IN APPENDIX A.

Article 102 HEIGHT AND MEASUREMENT

All animals age six and over must either present a copy of a WPCSA or USEF permanent measurement card or be measured before being shown in either Breed or Performance classes.

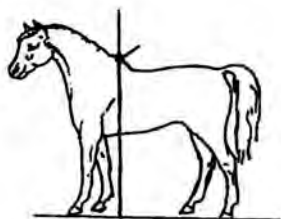
All Performance animals under six must present a copy of either a WPCSA or a USEF measurement conducted during the current competition year or be measured. Animals only exhibiting in Junior Handler and/or In Hand Trail are exempt from measurement.

Owners/lessees who are not members of the WPCSA must pay a \$5.00 fee per measurement. Providing false membership information will invalidate the measurement form and any points earned at the show in addition to incurring a \$25 fine.

Measurement must be conducted by two officials: a Show Commissioner, a veterinarian, a steward or Technical Delegate recognized by the USEF or other organization, a WPCSA Technical

Delegate, or any individual appointed by Show Management with a USEF or WPCSA current judges' card. The officiating judge may not measure.

Measurement must be done on a smooth level surface (preferably cement or 3/4" plywood) with the animal standing squarely all around. The neck should be held low enough to expose highest point of the withers. A commercial measurement standard with a level must be used to determine height on a true vertical at the horizontal just touching the withers.



Highest Point of Withers



Length of Toe

A WPCSA Measurement Form must be completed and signed by the two officials conducting the measurement and the animal's owner or authorized agent (18 years of age or over). A copy of all forms must be sent to the WPCSA with show results. The owner will also retain a copy.

Article 102.1 Permanent Measurement Record When an animal reaches six years of age a WPCSA Permanent Measurement Card will be issued providing: a) the owner submits a copy of a permanent measurement card issued by the USEF; or b) the WPCSA is in receipt of two WPCSA measurement forms certifying the same Performance division height from two WPCSA sanctioned shows during a two-year period.

This measurement may be recorded on the Certificate of Registration providing the current owner of the animal is a member of the WPCSA in good standing. If a measurement card is lost, a duplicate card can be issued for a fee of ten (10) dollars.

Article 103 SHOEING REGULATIONS

Article 103.1 All animals may be shown barefoot.

FOALS and YEARLINGS must be shown barefoot.

TWO-YEAR-OLDS may be shod, but the shoes must be unweighted and the foot natural with frog close to the ground. Pads and any additional weight of any kind will disqualify the entry.

Article 103.2 Toe Length For Section A and B Ponies 12.2 hh and under, toe length must not exceed 4". The shoe, excluding nails but including pad (if any), must not weigh more than 10 oz.

For Section B Ponies over 12.2 hh but not over 14.2 hh, toe length must not exceed 4 1/2". The shoe, excluding nails but including pad (if any), must not weigh more than 12 oz.

For Sections C and D, toe length must be proportional to the size of the animal. The shoe, excluding nails but including pad (if any), must not weigh more than 18 oz.

Article 104 GENERAL CONDUCT OF SHOWS: Management

Show Management is expected to provide a safe, appropriate show facility for the type of competition being run.

Show Management must provide for overnight stabling for two-day or longer shows.

Shows running past twilight/darkness are required to provide adequate lighting. This is especially important in over fences classes.

Show Management must make available appropriate entry forms, WPCSA membership applications, WPCSA measurement forms, JUDGE'S CARDS AND CLASS SHEETS. The class specifications must appear with the judge's cards.

Show Management is required to submit a current certificate of insurance covering their show. If insurance certificates are not received within 30 days of the show, the sanctioning will be removed. The WPCSA needs to be named as an additionally insured. The minimum amount of \$1,000,000 coverage is required.

Article 104.1 Prize Money When prize money is offered in a class, it must be paid if three or more entries are shown and judged.

Article 104.2 Course Postings At least one hour prior to the class, courses for Hunters, Obstacle Driving, or Trail classes MUST be posted near the in gate of the ring in which the respective classes will be held.

Article 104.3 Emergency Procedures Show Management must provide access to first-aid equipment and personnel. Telephone numbers of ambulance and/or emergency medical technician (EMT) on call, veterinarian, and farrier on call must ALL be posted in a prominent place.

Article 104.4 Scheduling Procedures

Article 104.4.1 Length of Competition SHOWS ARE NOT TO RUN LONGER THAN 14 HOURS IN A 24-HOUR PERIOD from the start of the first class to the end of the last class (including breaks for lunch or dinner).

Shows running in excess of the 14 hour period will be fined \$50 for each half hour or part thereof.

Article 104.4.2 Delay of Classes When the start of any class requiring animals to be shown individually is delayed by animals not ready to perform, the competition may be closed at the order of the judge or Show Committee, providing a warning is issued and exhibitors are given three (3) minutes to appear at the in-gate ready to participate. Exception: Hunter & Jumper classes where a specific jump order is given. In classes where animals are shown collectively, a warning is given and the in-gate must be closed two (2) minutes after the first animal entered the ring.

Article 104.4.3 Interruption of Procedure If a competition is in progress and must be stopped due to storm or other emergency, the Show Committee will decide when or whether to recommence.

If a class in which animals compete individually is in progress and must be stopped due to storm, accident or other emergency, the following procedure will be followed: if the class is continued at a succeeding session, it will be held over in its entirety with no scores/points credited in the first session.

If a class in which animals compete together is in progress and must be stopped due to storm, accident or other emergency, the class, if recommended, will be held over in its entirety and no consideration given to the performance during the original session.

If classes are canceled or postponed to a different day, exhibitors are entitled to a refund of entry fees.

Article 104.4.4 Suspension (Time Out) Due to Breakage of Equipment A competitor is entitled to request suspension of judging for a period not to exceed five (5) minutes in aggregate (but no more than two times in a class), in order to repair broken equipment.

To request a time out for any such emergency, the exhibitor must go to the center of the ring and time will be taken from that moment.

Two (2) attendants are permitted in the ring to assist a competitor during the time-out. If at the expiration of the five minutes the repair has not been made, the competitor may proceed as is or be eliminated. The judge is responsible for timing or may appoint a timer.

Competitors who are not involved in the time-out may make minor adjustments that can be performed with the assistance of one attendant and not be charged with a time-out.

Article 104.5 Show Management Any member of Show Management or the Show Committee who is also an exhibitor shall refrain from dialogue with the judge until the exhibitor's last class of the show.

Show Management is obligated to inform the WPCSA of any irregularities in regard to exhibitors, judges, or other officials. The report should be written, dated, and signed.

Article 104.6 Veterinarian No member of the show veterinarian's family may exhibit an animal in a show where the veterinarian presides.

Article 104.7 Multiple Rings

When classes are being held simultaneously in two different rings, Show Management must give precedence to one ring and hold the other when conflicts arise.

Article 105 GENERAL CONDUCT OF: OWNERS/AGENTS/EXHIBITORS

Article 105.1 Owners/Agents/Exhibitors Owners/agents/exhibitors are responsible for accuracy of all information pertaining to the animals entered on entry forms.

Owners/agents/exhibitors signing entry forms accept responsibility to follow all rules of the WPCSA sanctioned show as well as local show rules as outlined by Show Management.

Owners/agents/exhibitors will refrain from any act committed or remark made in connection with the competition considered offensive and/or made with intent to influence or cast aspersions on the character or integrity of the judging. Owners/agents/exhibitors may not inspect the judge's cards without the judge's permission nor approach the judge without first gaining permission from Show Management.

Owners/agents/exhibitors wishing to protest either the judge's or Show Management's decisions must send the protest, in writing, to the WPCSA, accompanied by a \$50 fee. The protest should be sent to the attention of the show Rules Committee. The soundness of an animal, when determined by an official veterinarian of the competition or by a judge, is not protestable. A judge's decision, representing their individual preference, is not protestable unless it is alleged to be in violation of USEF/WPCSA rules.

Owners/agents/exhibitors are expected to behave in a sportsmanlike manner, observing the rules of the sanctioned WPCSA competition and following the rules of the local Show Management.

Owners, exhibitors, handlers, riders or drivers may not use cell phones or **other communication devices** while in the ring.

Article 105.2 Ring Procedure

- a. Assistance in showing from outside the ring is prohibited.
- b. In Breed Classes, only one person shall be allowed in the ring with each animal except with special dispensation from the Show Committee.
- c. In driving classes each animal may be headed by one attendant, properly attired. The attendant must take no action that would affect the performance of any animal. Passengers are allowed in driving classes.
- d. Unruly animals must be excused from the ring.

Article 105.3 Attire In all classes, exhibitors should be appropriately and safely dressed in conservative attire, including entry number. It is the tradition of the show ring that riders and drivers be correctly attired for the class in question, that attendants be neatly dressed and animals be properly presented. Those persons, who in the opinion of the judge, are inappropriately attired, may be penalized. Competitors with an incorrect or missing entry number may be penalized at the discretion of the judge. Any identifying name or farm logo in the show ring is strongly discouraged.

Article 106 SAFETY EQUIPMENT REGULATIONS

Junior exhibitors must wear approved protective headgear (ASTM/SEI) at all times whenever mounted or in a driven vehicle while on the show grounds. Harness must be secured and properly fitted. Any rider violating this rule at any time must immediately be prohibited from further riding until such headgear is properly in place.

Adult riders in all classes where jumping is required and when jumping anywhere on the show grounds must wear protective headgear meeting or exceeding (ASTM/SEI) standards for equestrian use, with the harness securely fastened at all times. (Exception: Trail classes)

The Show Committee must bar riders without protective headgear from entering the ring for classes in which protective headgear is required and may bar any entry or person from entering the ring if not suitably presented to appear before an audience.

The WPCSA strongly encourages all riders and drivers, both Juniors and Adults, to wear protective headgear (ASTM/SEI) in all divisions and classes. Protective headgear is not to be penalized by the judge in any class or division.

Boots/shoes worn while riding must have a distinguishable heel.

Removing the bridle from an animal harnessed to a vehicle, or leaving an animal unattended while hitched, anywhere on the show grounds, will result in instant elimination and removal from the show grounds.

A properly attired groom or passenger capable of rendering assistance in case of an emergency is required for all Pairs and Tandems; Unicorns and Four-in-Hands require 2 grooms/passengers. Failure to comply will result in elimination from the class.

Article 107 DISQUALIFICATIONS

1. Any animal wearing turnbuckles, spoon cruppers, quarter boots, humane tail braces, switches, false tails, or wigs. (Exception: Roadster and Fine Harness - see Articles 115.4 and 115.5)
2. Any animal showing evidence of the use of irritants or drugs to affect his appearance or manner of going.
3. Any animal whose tail has been nicked, docked, gingered, or put in a tail set.
4. Any shod foal or yearling.
5. Any feet or shoes exceeding toe lengths or weight specified in Articles 103.1 and 103.2.

6. Any Performance animal less than two years of age. Heavy harness hitches are excepted.
7. In Performance classes, the fall of Pony/Cob or rider disqualifies entry. After being eliminated for a fall, the rider may not remount in the ring.

Article 108 VIOLATIONS AND PENALTIES

Article 108.1 Sanctioned Show Violations A sanctioned show and/or the show's management is subject to penalty by the Hearing Committee for violation of the rules. Violations include, but are not limited to, the following:

- a) Failure to conduct a show in accordance with Welsh Pony & Cob Society of America, Inc. rules.
- b) Failure to pay its indebtedness to the Society.
- c) Failure to pay premiums and other indebtedness within 60 days.
- d) Failure to report the disqualification of a person at the show.
- e) Failure to honor written contracts with judges or other competition officials and employees.
- f) Failure to furnish the WPCSA with completed entry forms, judges' cards, class sheets or any other documents it may request in connection with the show.
- g) The use of judges not licensed in those divisions covered by WPCSA rules.
- h) The use of judges in divisions in which they have not been enrolled without obtaining, in advance, WPCSA approval.
- i) The listing of a judge in the Prize List or catalogue before the invitation to serve has been accepted.
- j) Permitting persons or animals adjudged not in good standing to participate in any manner.
- k) Permitting acts that are improper, intemperate, dishonest, unsportsmanlike or contrary to the rules of the WPCSA.
- l) Failure to conduct a show as published in the WPCSA approved Prize List.
- m) Failure to apply for emergency waivers or apply for approval of changes to a Prize List as specified in Article 121.2.
- n) Acting in a manner that is prejudicial to the best interests of the WPCSA.

Article 108.2 Exhibitor Violations An exhibitor at a sanctioned show is subject to penalty by the Hearing Committee for violation of the rules. Violations include, but are not limited to, the following:

- a) Failure to comply with any Welsh Pony & Cob Society of America, Inc. rules.
- b) Committing acts that are improper, intemperate, dishonest, unsportsmanlike or contrary to the rules of the WPCSA. Such acts include but are not limited to: (1) Excessive use of a whip or any other object intended to cause pain, on any animal in a stall, schooling area, competition ring or elsewhere on the competition grounds, before, during or after a competition, by any person; (2) Acting or permitting another person to act in a manner contrary to the WPCSA rules or in a manner deemed contrary to the WPCSA rules or in a manner deemed improper, unethical, dishonest, intimidating or violent or detrimental to the well-being of any animal(s) or making a remark(s) considered offensive or made with the intent to influence, intimidate or cast aspersion on the character or integrity of the judge or any other person is considered not in the best interest of the WPCSA.
- c) Acting in a manner that is prejudicial to the best interests of the WPCSA.

Article 108.3 Non-Negotiable Checks From Exhibitors If an exhibitor makes payment for fees which is not negotiable, the Show Secretary should notify the WPCSA office after contacting the individual at least once via certified mail with a return receipt requested. This notice must be received by the WPCSA within 60 days of the last day of the show and should include the following: name and address of owner, name of animal, copy of check, copy of entry blank, copy of notification letter to owner and returned receipt, and itemized list of fees for which check was submitted.

Upon receipt of the notice from the Show Secretary, the WPCSA will notify the exhibitor by mail of their indebtedness and warn them that unless settlement is made within two weeks, they will automatically be fined \$100 to be paid to the WPCSA. Further, they and any animals for which the non-negotiable sums have been paid will automatically be banned from participating in any sanctioned show until the indebtedness and the fine have both been paid.

If the person disputes that the amount in question is still owed or unpaid, they may request a hearing before the Hearing Committee providing their written statement specifying the grounds for a hearing is received at the WPCSA office within the two weeks period after receipt of the notice.

Repeat offenders may be subject to additional penalties.

Article 108.4 Penalties A sanctioned show and/or individual found guilty of a violation will be subject to penalty including, but not limited to the following:

- a) Censure - a vote of censure will be listed under the defendant's name in the WPCSA Newsletter. If found guilty of further violation, the defendant will be liable to a heavier penalty than for a first offense.
- b) Suspension - for any period from participating in WPCSA sanctioned shows or other programs.
- c) Expulsion from WPCSA membership in accordance with WPCSA bylaws.
- d) Fine.

Article 109 GENERAL DEFINITION TERMS

Article 109.1 Competition Year For purposes of these rules, the competition year is defined as starting December 1st and ending November 30th. If a competition has dates in two competition years, the last day of the show will be the deciding factor as to which competition year the points will be tabulated for. See Article 120, Applying for Show Sanctioning.

Article 109.2 Age of Animal An animal is one year old on the first of January following actual date of foaling.

Article 109.3 Junior Animal A junior breeding animal is two years of age and under, with colts defined as uncastrated males. A junior performance animal is 5 years of age and under.

Article 109.4 Yeld Mare A mare that has not carried a foal produced in the current year or is not carrying a foal to be produced in the following year.

Article 109.5 Junior Exhibitors An individual who has not reached his/her 18th birthday as of December 1st of the current competition year. The age of an individual on December 1st will be retained throughout the entire competition year. Persons born on December 1st assume the greater age on that date. If a competition is in progress on any November 30th, junior status at the start of the competition will be maintained throughout the competition. Unless otherwise specified, when dividing the Junior divisions into two separate age groups, these must be split into youths aged 12 and under, and youths 13 and over that have not reached their 18th birthday by December 1st of the current show year.

Article 109.6 Adult An individual who has reached his/her 18th birthday as of December 1st of the current competition year.

Article 109.7 Disqualification A person is disqualified who has been suspended from the right of participating in a given competition by a Show Committee, Rules Commission or judge of that competition for cause. Any person suspended by the USEF or found not in good standing by the

WPCSA may not take any part whatsoever in any sanctioned show and is excluded from grounds during the show as an exhibitor, participant or spectator.

Article 109.8 Performance Division A performance division is defined as consisting of two (2) or three (3) classes that have similar general specifications and are open to all animals in that division. Two-class divisions are limited to English Pleasure, Western Pleasure, Walk-Trot/Jog Pleasure, Green English Pleasure, Green Western Pleasure, Novice Rider English Pleasure, Novice Rider Western Pleasure, Pleasure Driving, Draft Driving, Roadster, Fine Harness and Formal Driving.

Article 109.9 Open Classes Open shall be defined as having no restrictions as to the rider, driver, or handler and is open to all animals two (2) years of age and over.

Article 109.10 Shown and Judged To be "shown and judged" in any class in which animals compete, an animal must perform at all required gaits both ways of the ring on the original workout and must remain in the ring until all entries are dismissed. Animals that are individually dismissed due to unruliness or failure to comply with the class specifications are not considered to have been shown and judged.

BREEDING DIVISIONS

Article 110 GENERAL SPECIFICATIONS

Breeding classes for Welsh ponies will be divided into Section A (not to exceed 12.2 hands) and Section B (not to exceed 14.2 hands). Breeding classes for Welsh ponies of Cob type and Welsh Cobs will be divided into Section C (13.2 hands and under) and Section D (over 13.2 hands).

Section A's and Section B's may not be shown together in Breeding classes.

Section C's and Section D's may be shown together in Breeding classes, but they may not be shown in Breeding classes with A's or B's under any circumstances. If entries warrant, Sections C and D may be split into two separate Breeding divisions. If one class in the division is split by Section (i.e., Section C mares and Section D mares), all of the combined Section C and D classes must be split; however, geldings may be an exception. If there are not enough entries in each class to split the entire division by Section, the class should be split by age (i.e., Section C/D Mares 3 & 4 Yr. Old and Section C/D Mares 5 & Over).

All Grand Champions and Reserves from Sections A, B, C, and D will compete for the Supreme Championship and Reserve.

All Champion and Reserve Geldings from Sections A, B, C, and D will compete for the Supreme Champion and Reserve Gelding.

Only Bronze-rated shows may offer breed classes that exhibit geldings in the same classes as mares, stallions, colts or fillies. (See Article 120.4.3 Bronze Standard Show.)

Half-Welsh/Part-Bred classes, including Championship classes are open to mares, stallions, and geldings.

Article 110.1 Combining/Splitting Classes Classes will not be combined after the Prize List has been posted/distributed; however, they may be split according to the Standard Breeding Divisions Chart if entries warrant (i.e., three yearlings and three foals).

Article 110.2 Ring Procedure Breeding classes must enter to the left (clockwise) so the handler does not obscure the judge's view. Animals may enter the ring at the beginning of each class at a trot, on the rail, in a clockwise direction. Animals will line up and will then be called to be judged individually.

Animals are to be shown in-hand at a walk and a trot except in group classes. Purebred Welsh to be judged 85% on breed type, conformation, way of going, quality and substance and 15% on disposition and manners. Natural reaching action is desired. Half-Welsh/Part-Bred to be judged 85% on conformation, way of going, quality and substance and 15% on Welsh breed type, disposition, and manners.

Article 110.3 Stallions Stallions three years old and over must have all the fully developed physical characteristics (both testicles must be present) of a stallion and must be masculine in appearance. Any question in this regard shall be determined by the official veterinarian. Exception: A stallion having had one testicle removed by a licensed veterinarian for medical reasons may show upon inclusion with entry of written notice signed by the veterinarian performing said surgery. Notice must include date of surgery and reason it was performed. Undescended testicles and any other transmissible faults are not to count as a medical reason.

Stallions may be exhibited by Junior exhibitors unless the Prize List prohibits.

Article 110.4 Soundness Animals must be serviceably sound and if not shod, should be appropriately trimmed. Transmissible weakness and unsoundness to be counted against in breeding and performance classes.

Judges must severely penalize any animal that shows any indication of instability or weakness or any evidence of laboring action due to faulty conformation, training, long toes, heavy shoes, or improper shoeing.

Article 110.5 Tack Animals may be shown in leather halter, traditional white show halter or bridle and stallions may be shown in traditional stallion tack which includes roller, crupper, and side reins. Whips must be no longer than 47.2" (120cm) including the lash, which must be conservative in color.

Article 110.6 Appearance Animals should be shown in good condition and well groomed. Section A Ponies to wear natural, unbraided mane and tail. The entire mane may not be braided, however, one single braid behind the ear is permissible. However, they may be presented in the manner they will show in performance classes that day. The long hair of the ears may be trimmed. Braiding is optional for Section B Ponies. Ponies and Cobs may be shown with full, natural or evened mane.

Article 110.7 Junior Breeding Classes Open to animals two years old and under. Actual age to be taken into consideration in judging foals and yearlings.

Article 110.8 Senior Breeding Classes Open to animals three years old and older. Animals may be groomed in the same manner as they are presented in performance classes entered on the same day.

Article 110.9 Group Classes (Non-Point) No animal, except geldings, may be shown in a group class unless it is being shown in a single breeding class at the same competition. Sire and dam need not be present. Additional rules to be determined by individual shows. *Examples of group classes:*

Mare and Foal	Mare with current year foal at side, judged as one entry 50% on the mare and 50% on the foal.
Produce-of-Dam	Two animals out of the same dam, need not be the same owner.
Get-of-Sire	Three animals by the same sire, need not be the same owner.
Breeder's Herd	Stallion and three mares, age two and over, same owner.

Article 110.10 Breeding Championships When two judges officiate, the Championship classes **must** be judged separately with each official judging only the animals he/she has placed in previous classes. The winners must not be announced until both judges have completed their placings.

A Breed Championship will be awarded to one of the first place entries of a qualifying class in a Breed division. After the Champion has been chosen, the entry which placed second in the class to the Champion will be considered with the remaining first place winners for the Reserve Championship. Should a first place animal be unsound, or for any reason not choose to participate in the Championship, the second animal in that class would become eligible for that Championship.

Full Breed Championship points will be awarded for a Breed division Champion (including Grand and Supreme) providing there are at least three qualified for the Champion class. Only 1st and 2nd place winners are qualified for Championship classes.

Article 110.11 Standard Breeding Divisions/Classes The following Breeding divisions earn credit towards Regional and National High Score awards:

Sections A, B, C or D The Breeding divisions are: Fillies 2 and Under, Colts 2 and Under, Senior Mares, Senior Stallions, and Geldings.

The Grand Champion and Reserve are chosen from the Champion and Reserve Filly, Colt, Mare and Stallion. The Champion Gelding is chosen from the winners of the gelding classes (assuming more than one gelding class).

The Supreme Champion and Reserve are chosen from the Grand Champions and Reserves from Sections A, B, C, and D.

A Gelding Supreme Champion and Reserve may be offered provided there are multiple sections of geldings shown: i.e. Gelding Champions or 1st and 2nd places from classes from Sections A, B, C, and/or D.

Half-Welsh/Part-Bred The Breeding divisions are: Fillies 2 and Under, Colts/Geldings 2 and Under, Senior Mares, and Senior Stallions/Geldings. Division champions may be offered if more than one class in a division is offered. Otherwise, Junior and Senior Champions may be offered. A Grand Champion and Reserve is chosen from the Champions and Reserves of the divisions or from the Junior and Senior Champions and Reserves or when no divisions, from the 1st and 2nd place winners of the two classes.

The classes that make up the Breeding divisions must be listed by the show in the Prize List/Premium Book exactly according to the **options** given below. Classes that do not match exactly will not be counted for Regional or National points. Shows may choose whichever of the particular classes they wish from those listed depending on their own regional or other requirements.

Classes for Gold & Silver Shows as They Must Appear in Prize List/Premium Book For Regional/National Points							
Division							
Fillies 2 & Under	WPCSA Filly Foals WPCSA Yearling Fillies WPCSA 2 Yr Old Fillies Junior Champion Filly	or	WPCSA Yearling & Under Fillies WPCSA 2 Yr Old Fillies Junior Champion Filly		or	WPCSA Fillies 2 & Under (No Champion Points)	
	WPCSA Colt Foals WPCSA Yearling Colts WPCSA 2 Yr Old Colts Junior Champion Colt	or	WPCSA Yearling & Under Colts WPCSA 2 Yr Old Colts Junior Champion Colt		or	WPCSA Colts 2 & Under (No Champion Points)	
*Mares 3 & Older	3/4Yr Old Mares WPCSA Broodmares 5 & Over WPCSA Yield Mares 5 & Over Senior Champion Mare	or	WPCSA Broodmares 3 & Over WPCSA 3/4 Yield Mares WPCSA Yield Mares 5 & Over Senior Champion Mare	or	WPCSA 3/4 Yr Old Mares WPCSA Mares 5 & Over Senior Champion Mare	WPCSA Broodmares 3 & Over WPCSA Yield Mares 3 & Over Over Senior Mare Champion	WPCSA Mares 3 & Over (No Champion Points)
	WPCSA 3/4 Yr Old Stallion WPCSA Stallions 5 & Over Senior Champion Stallion	or	WPCSA Stallions 3 & Over (No Champion Points)				
*Stallions 3 & Over							
*Senior Halter classes may be split should entries warrant to 3 & 4 year olds, 5-10 year olds and 11 years and over							

Division	Classes for Gold & Silver Shows as They Must Appear in Prize List/Premium Book For Regional/National Points			
*Geldings	WPCSA Geldings 2 & Under WPCSA Geldings 3 & 4 Yr Old WPCSA Geldings 5 & Over Champion Gelding	or	WPCSA Geldings 2 & Under WPCSA Geldings 3 & Over Champion Gelding	WPCSA Geldings All Ages (No Champion)
<p>*Senior Halter classes may be split should entries warrant to 3 & 4 year olds, 5-10 year olds and 11 years and over.</p> <p>Only Bronze rated shows may offer breed classes that exhibit geldings in the same classes as mares, stallions, colts, or fillies.</p> <p>(See Bronze show standards)</p>				

Classes for the Half-Welsh/Part Bred Divisions as They Must Appear in the Prize List/Premium Book
For Regional/National Points

A Grand Champion and Reserve is chosen from the champions and reserves of the divisions or from the Junior and Senior champions and reserves or when no divisions, from the first and second place winners of the two classes.

<p>WPCSA Filly Foals WPCSA Yearling Fillies WPCSA 2 Yr Old Fillies Junior Filly Champion</p>	<p>O R</p>	<p>WPCSA Yearling & Under Fillies WPCSA 2 Year Old Fillies Junior Champion Filly</p>	<p>O R</p>	<p>WPCSA Fillies 2 & Under WPCSA Colts/ Geldings 2 & Under Junior Champion</p>	<p>O R</p>
<p>WPCSA Colt/ Gelding Foals WPCSA Yearling Colts/ Geldings WPCSA 2 Year Old Colts/ Geldings Junior Colt/ Gelding Champion</p>	<p>O R</p>	<p>WPCSA Yearling & Under Colts/ Geldings WPCSA 2 Year Old Colts/ Geldings Junior Champion Colt/ Gelding</p>	<p>O R</p>	<p>WPCSA Half- Welsh/Part Bred 2 & Under</p>	<p>O R</p>
<p>WPCSA 3/4Yr Old Mares WPCSA Broodmares 5 & Over WPCSA Yield Mares 5 & Over Senior Champion Mare</p>	<p>O R</p>	<p>WPCSA 3/4 Year Old Mares WPCSA Mares 5 & Over Senior Champion Mare</p>	<p>O R</p>	<p>WPCSA Broodmares 3 & Over WPCSA Yield Mares 3 & Over Senior Mare Champion</p>	<p>O R</p>
<p>WPCSA 3/4 Year Old Stallion/ Gelding WPCSA Stallions/ Geldings 5 & Over Senior Champion Stallion/ Gelding</p>	<p>O R</p>	<p>WPCSA Mares 3 & Over WPCSA Stallions/ Geldings 3 & Over Senior Champion</p>	<p>O R</p>	<p>WPCSA Half- Welsh/Part Bred 3 & Over</p>	<p>O R</p>

PERFORMANCE DIVISIONS

ARTICLE 111 GENERAL SPECIFICATIONS

The current rules of the United States Equestrian Federation (USEF) shall be the general guidelines. Shows holding both USEF and WPCSA sanctioned classes should cross-reference the USEF Rule Book to verify compliance for USEF rated classes.

Ponies and Cobs may be shown together in Performance classes at Bronze-rated shows and only the follows classes: Equitation, Carriage Driving, Draft Driving, Trail classes, Working Western, Walk-Trot/Jog Pleasure, Green Pleasure, Novice Rider Pleasure, Dressage Suitability, Drive and Ride, Open Pleasure Classic, Short Stirrup Hunter, Long Stirrup Hunter and Low Hunter. Ponies and Cobs may also be shown together in Leading Rein and Child's First Pony, but must not exceed the height restrictions for these two classes.

The Welsh Pleasure and Welsh Hunter divisions may be divided by the riders' age as long as both complementary divisions are offered. The two divisions are defined as follows: rider 12 and under and rider 13 through 17 years (rider must not have reached 18th birthday by December 1st of current show year.)

Once the Prize List has been published, classes/divisions cannot be added without permission from the WPCSA. Compatible performance classes/divisions **may** be combined if there are three or fewer entries in any of the classes/divisions. If classes are split, there must be a minimum of three entries in each class. Performance classes must be split if entries warrant. (See Article 111.1)

Performance broodmares may not be accompanied by their foals in the Performance ring.

Article 111.1 Class Size If there are eight (8) or more 12.2 hands and under ponies and eight (8) or more over 12.2 to 14.2 hands ponies in a Performance class, it must be split and the prize money doubled.

If there are eight (8) or more Section C Welsh Ponies of Cob type and eight (8) or more Section D Cobs in a Performance class, it must be split and the prize money doubled.

If at any time there are more entries than can safely perform, due to the size of the ring and/or the sizes and numbers of entries, the class may be divided. This will be done by the Show Committee and/or judge before the class.

Article 111.2 Performance Championships The Performance Champion and Reserve are the two Ponies/Cobs with the highest number of points won in the qualifying classes. Points are awarded as follows:

- First: 5 points
- Second: 3 points
- Third: 2 points
- Fourth: 1 point

Show Management must keep a score card of winnings throughout the competition. In case of a tie in a two-class division, the championship or reserve will be awarded to the animal that accumulated the most points in the Conformation Stake class. At the discretion of Show Management, ties in all other divisions (except Hunter) may either be settled by the flip of a coin or animals may be worked off on the rail using the same judging specifications as in the classes offered in the division. In case of a tie in the Hunter division, the Championship or Reserve will be awarded to the animal that accumulated the most points over fences. If animals have an equal number of points over fences,

they must be shown at a walk, trot and canter using the same judging specifications as in the classes offered in the division to break a tie.

No WPCSA Championship based on points can be awarded in any division unless all of the WPCSA scheduled classes in that division have been held. All of the WPCSA division classes must have three or more exhibitors showing in and completing each class for championship points to be awarded.

Shows may recognize championships that do not meet WPCSA requirements, but no WPCSA points will be awarded.

Article 111.3 Combining Adult and Junior Riders at Gold and Silver Shows

For Gold and Silver Shows, only classes in the following divisions may be offered for combined Junior and Adult exhibitors: Driving, Low Hunter, Working Western, Ridden Welsh Classic, Sections C & D performance, and Half-Welsh/Part-Bred performance. All other classes must be offered for Juniors and Adults separately except Long Stirrup Hunter, which is offered for Juniors 13 & Over and Adults together.

Article 111.4 Percent Definitions Classes are open to stallions, mares and geldings. Except where noted, to be judged 75% on performance, manners, movement and style; 25% on breed type and conformation for purebred Welsh. When judging Half-Welsh/Part-Bred, breed type is not considered. Working classes are judged 100% on performance, conformation not to count.

Article 111.5 Suitability Suitability of the animal and its action for the type of job at hand is essential. Stallions may be shown in Ladies and Junior Exhibitor classes unless the Prize List stipulates otherwise.

Article 111.6 Conformation Classes Two of the classes in the hunter divisions and one class in the other performance divisions must be judged as conformation classes. (Exception: Carriage Driving)

Article 111.7 Point Class Designation Classes that will be given points for high score Regional and National awards are designated with the initials "WPCSA." Designated point classes that must be judged for conformation must state "conformation." Only WPCSA Performance classes listed in this rule book will receive points for each division.

Article 111.8 Model (Non-Point)* A Model class may be offered in each of the following divisions. Animals entered in the Model must also enter and show in at least one class of the same division. If a Model class is offered, it must be in addition to the classes required for a regular division. In divisions restricted to Junior exhibitors, the animal must be handled by a Junior exhibitor. When offered, the Model class must be the first class of the division. To be shown in a bridle or a halter. To be judged on type, conformation, soundness, finish, and movement. To be moved on the line.

* Exception: USEF awards half-points to Model classes.

Article 111.9 Point Classes

The point classes required are listed below for each Performance award division. These classes must be listed by the show in the Prize List/Premium Book exactly as given below along with the class specifications as outlined in the Show Rules portion of this booklet. The point classes must be prefixed with the initials WPCSA so that exhibitors and Show Management know clearly which classes will receive WPCSA points.

Unless otherwise noted, these classes may be offered for the following categories: a) Sec. A & B Small Ponies (12.2 hands & Under); b) Sec. B Med/Large Ponies (Over 12.2 hands, not exceeding 14.2 hands); c) Section A & B ponies; d) Sections C and D; and e) Half-Welsh/Part-Bred. These classes are for the following exhibitors: a) Juniors; b) Adults; and c) Classes in which both Juniors and Adults may show together. Juniors and Adults may show together in the following classes: Green Pleasure, Rider Opportunity Pleasure, Open Pleasure Classic, Dressage Suitability, Welsh Pleasure Driving, Carriage Driving, Drive and Ride, Long Stirrup Hunter (Junior must be 13 or older), Low Hunter, Working Western, Ridden Welsh Classic, In Hand Trail, all Section C and D performance classes, and all Half-Welsh/Part-Bred Performance classes.

If only some of the required classes within a division are offered, the class(es) will receive points. However, as the division is not complete, no Championship points will be awarded. Performance divisions and individual classes may not be duplicated within the same show.

The entire class including category and exhibitor should be listed. For example: WPCSA Half-Welsh/Part-Bred Conformation English Pleasure - Junior & Adult or WPCSA Small English Pleasure Working - Junior Exhibitor.

ARTICLE 111.10 DIVISION POINT CLASSES

WPCSA Welsh English Pleasure Article 112.1	WPCSA Working English Pleasure WPCSA Conformation English Pleasure Stake
WPCSA Welsh Western Pleasure Article 112.2	WPCSA Working Western Pleasure WPCSA Conformation Western Pleasure Stake
WPCSA Junior Walk-Trot/Jog Pleasure (A,B,C,D,H,P) Article 112.3	WPCSA Junior Working Walk-Trot/Jog Pleasure WPCSA Conformation Walk-Trot/Jog Pleasure Stake
WPCSA Adult Walk-Trot/Jog Pleasure (A,B,C,D,H,P) Article 112.4	WPCSA Adult Working Walk-Trot/Jog Pleasure WPCSA Adult Conformation Walk-Trot-Jog Pleasure Stake
WPCSA Green Cross-rails Hunter (A,B,C,D,H,P) Article 114.3.4	WPCSA Green Cross-rails Working Hunter (Over Fences) WPCSA Green Cross-rails Hunter Stake (Over Fences) WPCSA Green Cross-rails Hunter Under Saddle
WPCSA Green English Pleasure (A,B,C,D,H,P) Article 112.5	WPCSA Working Green English Pleasure WPCSA Conformation Green English Pleasure Stake
WPCSA Green Western Pleasure (A,B,C,D,H,P) Article 112.6	WPCSA Working Green Western Pleasure WPCSA Conformation Green Western Pleasure Stake
WPCSA Novice Rider English Pleasure (A,B,C,D,H,P) Article 112.7	WPCSA Working Novice Rider English Pleasure WPCSA Conformation Novice Rider English Pleasure Stake
WPCSA Novice Rider Western Pleasure (A,B,C,D,H,P) Article 112.8	WPCSA Working Novice Rider Western Pleasure WPCSA Conformation Novice Rider Western Pleasure Stake

WPCSA Welsh Hunter Article 114.1	WPCSA Working Hunter (Over Fences) WPCSA Conformation Hunter Stake (Over Fences) WPCSA Conformation Hunter Under Saddle
WPCSA Short Stirrup Hunter (A,B,C,D,H,P) No conformation Article 114.2	WPCSA Short Stirrup Hunter Working (Over Fences) WPCSA Short Stirrup Hunter Stake Working (Over Fences) WPCSA Short Stirrup Hunter Working Under Saddle
WPCSA Long Stirrup Hunter (A,B,C,D,H,P) No conformation Article 114.3	WPCSA Long Stirrup Hunter Working (Over Fences) WPCSA Long Stirrup Hunter Stake Working (Over Fences) WPCSA Long Stirrup Hunter Working Under Saddle
WPCSA Low Hunter (A,B,C,D,H,P) No conformation Article 114.4	WPCSA Low Hunter Working (Over Fences) WPCSA Low Hunter Stake Working (Over Fences) WPCSA Low Hunter Working Under Saddle
WPCSA Welsh Pleasure Driving Separate divisions may be offered for Singles, Pairs, Tandems, and Unicorns Article 115.1	WPCSA Working Pleasure Driving WPCSA Conformation Pleasure Driving Stake
WPCSA Carriage Driving (A,B,C,D,H,P) Division is any 3 classes with at least 1 rail class Article 115.2	WPCSA Carriage Driving Turnout WPCSA Carriage Driving Working WPCSA Obstacle/Cones Driving (See Article 113.2.3 for Obstacle class choices)
WPCSA Welsh Draft Driving (A,B,C,D,H,P) Separate divisions may be offered for single & multiple hit (2,3,4) Article 115.3	WPCSA Working Singles Draft WPCSA Conformation Singles Draft Stake
WPCSA Welsh Roadster 12.2 Hands & Under Only Article 115.4	WPCSA Working Roadster to Bike WPCSA Conformation Roadster to Bike Stake
WPCSA Welsh Fine Harness Article 115.5	WPCSA Working Fine Harness WPCSA Conformation Fine Harness Stake
WPCSA Welsh Formal Driving Article 115.6	WPCSA Working Formal Driving WPCSA Conformation Formal Driving Stake

Article 111.11 EQUITATION CLASSES

Ponies/Cobs/Half-Welsh/Part-Bred may be shown together in all Equitation classes.

WPCSA Long Stirrup Equitation

13 – Adult

Article 117.2

WPCSA Long Stirrup Equitation Over Fences

WPCSA Long Stirrup Equitation Under Saddle

WPCSA Short Stirrup Equitation

12 & Under

Article 117.1

WPCSA Short Stirrup Equitation Over Fences

WPCSA Short Stirrup Equitation Under Saddle

WPCSA Hunt Seat Equitation WPCSA Hunt Seat Equitation Over Fences
Separate classes for Juniors & Adults WPCSA Hunt Seat Equitation Under Saddle
Article 117.2/117.3

WPCSA Saddle Seat Equitation WPCSA Saddle Seat Equitation
Separate classes for Juniors & Adults
Article 117.2/117.4

WPCSA Stock Seat Equitation WPCSA Stock Seat Equitation
Separate classes for Juniors & Adults
Article 117.2/117.5

WPCSA Leadline 7 & Under Article 117.6	WPCSA Leadline Walk WPCSA Leadline Walk-Trot/Jog WPCSA Leadline Walk-Trot/Jog Poles
---	---

WPCSA Walk-Trot/Jog Equitation 12 & Under, 13-17 Article 117.7	WPCSA Walk Equitation WPCSA Walk-Trot/Jog Equitation WPCSA Walk-Trot/Jog Poles Equitation
---	---

WPCSA Walk-Trot/Jog Adult Equitation Article 117.8	WPCSA Walk-Trot/Jog Adult Equitation
--	--------------------------------------

Article 111.12 NON-DIVISION POINT CLASSES

WPCSA Open English Pleasure Classic (A,B,C,D,H,P) Junior or Adult
Article 113.1

WPCSA Open Western Pleasure Classic (A,B,C,D,H,P) Junior or Adult
Article 113.2

WPCSA Open Pleasure Driving Classic (A,B,C,D,H,P) Junior or Adult
Article 116.1

WPCSA Drive and Ride (A,B,C,D,H,P) Junior or Adult
Article 116.2

WPCSA Carriage Driving Reinsmanship (A,B,C,D,H,P) Junior or Adult
Article 116.3 (Points accrued for driver, not for animal)

WPCSA Junior Welsh Handler 9 & Under; 10-12; 13-17 Article 117.9	Ponies/Cobs/Half-Welsh/Part-Bred mares and geldings
---	---

WPCSA Trail (Performance) Separate classes must be offered for Juniors & Adults. Article 118	Ponies/Cobs/Half-Welsh/Part-Bred may compete together
--	---

WPCSA In Hand Trail (A,B,C,D,H,P) Junior or Adult
Animals 2 & Under (Junior or Adult), Animals 3 & Over (Junior), Animals 3 & Over (Adult)
Article 118

WPCSA Leading Rein (Performance) To be ridden by a Junior 4 - 8 years old.

*12.2 hands and under

Article 119.1

WPCSA Child's First Pony (Performance) To be ridden by a Junior 4 - 10 years old.

*12.2 hands and under

*If entries warrant, class will split to 12 hh & Under and Over 12 hh to 12.2 hh.

Article 119.2

WPCSA Ridden Welsh Classic Sec A & B Judged 50% performance 50% conformation

WPCSA Ridden Welsh Classic Sec C & D Judged 50% performance 50% conformation

WPCSA Ridden Welsh Classic Half/Part-Bred Judged 50% performance 50% conformation

WPCSA Ridden Welsh Classic Championship Judged 50% performance 50% conformation

Article 119.3

WPCSA Dressage Suitability Under Saddle (A,B,C,D,H,P) Junior or Adult

Article 119.4

WPCSA Ranch Pony

Juniors or Adults

Article 119.5.1

WPCSA Western Riding

Juniors or Adults

Article 119.5.2

WPCSA Reining

Juniors or Adults

Article 119.5.3

Article 111.13 STANDARD PERFORMANCE DIVISIONS

Article 111.13.1 Qualifying Gaits

1. Walk: True, fast, flat-footed, elastic and showy.
2. Trot/Jog: Square, straight, open and reaching. Extreme speed penalized, except in the case of Roadsters.
3. Canter/lope: Smooth, slow, collected and straight on both leads.
4. Gallop: Faster than a canter/lope with four beats instead of three.

Article 111.13.2 Description of Gaits

1. Walk: The walk is a natural 4-beat gait. The Pony/Cob should always have two or three hooves on the ground.

4	2	1 st beat right hind leg
		2 nd beat right fore leg
3	1	3 rd beat left hind leg
		4 th beat left fore leg
2. Trot/Jog: The trot/jog is a steady 2-beat gait. The gait has a period of suspension with all four legs being off the ground.

2	1	1 st beat right fore/left hind
1	2	2 nd beat left fore/right hind
3. Canter/lope: The canter/lope is a 3-beat gate with a period of suspension after each stride.

		The right lead
2	3	1 st beat left hind leg

		2 nd beat right hind/left fore
1	2	3 rd beat right fore leg
		The left lead
3	2	1 st beat right hind leg
		2 nd beat left hind/right fore
2	1	3 rd beat left fore leg

4. Gallop: The gallop is a 4-beat gait. This gait is faster and lower to the ground than the canter/lope (a 3-beat gait). The Pony/Cob's legs move one at a time.

		The right lead
3	4	1 st beat left hind leg
		2 nd beat right hind leg
1	2	3 rd beat left fore leg
		4 th beat right fore leg
		The left lead
4	3	1 st beat right hind leg
		2 nd beat left hind leg
2	1	3 rd beat right fore leg
		4 th beat left fore leg

Article 111.14 Class Tests for English and Western Pleasure

Up to three of the following tests may be chosen for use in any of the Pleasure classes. Test(s) may be performed individually with management approval.

1. Halt on rail.
2. Halt on rail and back 4 steps.
3. Canter/lope on correct lead from trot/jog.
4. Canter/lope on correct lead from halt.
5. Perform figure eight (8) at the trot/jog. If riding English, the entrant will switch diagonals at the center of the figure.
6. Perform figure eight (8) at the canter/lope demonstrating a simple change of lead at the center of the 8. (This is a change whereby the animal is brought back into a walk or trot/jog and restarted into a canter/lope on the opposite lead).
7. Free walk on a long rein.
8. Extended walk (lengthening of stride).
9. Extended trot/jog (This is a clear, but not excessive lengthening of stride while remaining well-balanced. Light contact to be maintained. Excessive speed will be penalized.)
10. Side passes are an optional test for Western Pleasure.

Judges are encouraged to vary the classes, such as changing the order of gaits, within a pleasure division with some examples listed below:

- Reverse the direction of the first way of going in the class. Enter the ring in the opposite direction (to the left, clockwise), or enter to the right, counter-clockwise, and reverse during the first walk.
- Alter the sequence of gaits called for. Examples include but are not limited to: walk, canter/lope; walk, trot/jog, walk; or walk, canter/lope, trot/jog, walk.
- Reverse on the diagonal.

ARTICLE 112 PLEASURE DIVISIONS

Article 112.1 *WPCSA WELSH ENGLISH PLEASURE*

Article 112.1.1 General Regulation snaffles, pelhams, or full bridles all with plain nosebands are required. Flash nosebands, drop nosebands, and martingales are not permitted. A judge may penalize for non-conventional types of bits or nosebands. Acceptable styles of English riding include: dressage, saddle seat, hunt seat, and side saddle. Attire to correspond to type of saddle used. If a crop, bat or whip is carried it should be appropriate to both the discipline and the size of the animal. Whips must be no longer than 47.2" (120cm) including the lash.

Ponies and Cobs should be presented according to the discipline exhibited. Animals to wear unset, ungingered tail. Hunter braiding optional. To be shown with a natural foot and unweighted shoes. Pads may be used, but additional weight of any kind is prohibited.

Animals must exhibit manners, obedience, and suitability as a pleasure mount. Transitions from one gait to another should be smooth, reasonably prompt, and effortless. Entries should not exhibit extreme motion, speed, laziness, or resistance of any type. Animals must stand quietly and back readily.

Movement should be appropriate to the breed standard. See articles 101.1, 101.2, and 101.3.

Article 112.1.2 English Pleasure Gaits Gaits should be appropriate to the style of discipline exhibited.

Walk: True four-beat, flat-footed, ground covering, even and determined.

Trot: A two-beat gait that is square, straight, open and reaching. Trot should be balanced, showing suspension and elasticity.

Canter: Smooth, balanced, and straight on both leads. Three-beat gait with a period of suspension after each stride. Good motion, consistent, steady.

Article 112.1.3 Judging English Pleasure The animal must give the distinct appearance of being a pleasure to ride and display a pleasurable attitude. To this end, all gaits must be performed with willingness and obvious ease, balance, rhythm, and smoothness.

The faults include but are not limited to:

Bad performance

Bad performance includes: wrong leads, changing leads unnecessarily, break of gait, resistance, rough or abrupt transitions, gaits inconsistent, too slow and lethargic, or too fast, not performing with smoothness and confidence, heavy on the rider's hands, lack of response to the rider's aids, hesitant or not straight when backing, refusing to back, incomplete equipment or attire.

Bad Manners/Attitude

Bad manners include: wringing tail, sour or pinned ears, rigid, open or gaping mouth, tossing head, balking, bolting, rearing, kicking, bucking, cutting to the center of arena and not responding to the rider. Bad attitude includes: swishing tail, agitation, avoiding contact with the bit, chewing, tongue lolling, and rigid mouth.

Elimination

Lameness, fall of pony or rider, bleeding mouth, no helmet, prohibited equipment, or any bad manners/performance that is deemed a risk to the animal, rider, or others in the ring.

When judging Conformation Pleasure classes, judges are encouraged to line entries up head to tail to judge conformation. Judges may also ask exhibitors to individually back their animals.

Article 112.1.4 English Pleasure Class Specifications

WPCSA WORKING ENGLISH PLEASURE

To be shown at a walk, trot and canter both ways of the ring on light contact. To stand quietly and back readily. To be judged 100% on performance. Up to three tests may be asked for. (See Article 111.14.)

WPCSA CONFORMATION ENGLISH PLEASURE STAKE

To be shown at a walk, trot and canter both ways of the ring on light contact. To stand quietly and back readily. To be judged 75% on performance, manners, movement and style; 25% on breed type and conformation. Up to three tests may be asked for. (See Article 111.14)

Article 112.2 *WPCSA WELSH WESTERN PLEASURE*

Article 112.2.1 General The Western Pleasure Pony should move freely with a stride length that is appropriate to its type, conformation and structure. Movements of the Pony should appear smooth and without effort. The Pony should have a balanced, free-flowing motion. The head and neck should be in a normal and relaxed position. The poll should be level with or slightly above the level of the withers. The face should not be carried behind the vertical, indicating possible intimidation, nor should it be excessively nosed out, as that gives the appearance of resistance. The animal should have a pleasant expression and alert ears. The Pony should work on a reasonably loose rein, be relaxed and respond readily to all the riders' cues. Transitions and extensions of gaits should be smooth and the pony should move at an even pace. Stops and turns should be smooth, balanced and collected. Maximum credit should be given to the even moving, balanced and willing pony in good condition that appears to be pleasant to ride.

Article 112.2.2 Western Pleasure Gaits

- Walk:** A natural, flat-footed, lateral four-beat, ground-covering gait. The walk should be free flowing, straight and true. The stride should be of adequate length and is influenced by type, conformation and size of the Pony.
- Jog:** A two-beat diagonal gait with the Pony working from one pair of diagonals to the other. The jog should be smooth, balanced and straight. Knee action should not be high or over flexed. Ponies walking behind and jogging in front or vice versa are not performing the true gait. When extended, the jog should be ground covering, free and easy.
- Lope:** A free moving, natural three-beat gait that should appear smooth and relaxed. Ponies moving in a four-beat gait are not considered to be traveling in a correct lope. Excessive speed is to be penalized.

("Beat" – refers to the rhythmical progression or movement of the feet.)

Article 112.2.3 Appointments Entries must be penalized for incomplete appointments, but not necessarily disqualified, the severity of which is at the discretion of the judge.

Riders to wear a long-sleeved shirt or top with a visible collar of any type. A one piece long-sleeved equitation suit is acceptable provided it includes any type of collar. Trousers, jeans, or pants are to be worn. Riders to wear protective headgear (required for Juniors) or Western hats. Protective headgear need not be of Western type. Boots of Western style to be worn. Gloves, Western chaps and a belt are strongly suggested. Spurs are optional. A vest, jacket, coat, and/or sweater may also be worn.

Entries will show with a Stock or Western Side Saddle, but silver equipment will not count over a good working outfit.

Article 112.2.4 Bits/Bridles Entries may use any standard Western bit. A standard Western bit is defined as having a shank with a maximum length overall of 8-1/2 inches. The mouthpiece will consist of a metal bar 3/8" to 3/4" varying from the straight bar to a full spade. Jointed mouthpieces are permitted.

Entries may use a standard snaffle bit. A standard snaffle bit is defined as a center single or double jointed, rounded, unwrapped smooth mouthpiece of 3/8" to 3/4" in diameter metal as measured from ring to 1" in from the ring with a gradual decrease to the center of the snaffle. The rings may be from 2" to 4" outside diameter of either the loose type, eggbutt, dee or center mounted without cheeks. If a curb strap or chain is used, it must be attached below the reins. Also, it must lie flat, be at least 1/2" in width and have no other wire, rawhide, or other substance used with it.

Hackamores are permitted in any class. A hackamore consists of a bosal round in shape and constructed of braided rawhide or leather and must have a flexible non-metallic core. Attached reins may be of hair, rope or leather. No other material of any kind is to be used in conjunction with a hackamore i.e., steel, metal or chains. (Exception: smooth plastic electrical tape is acceptable)

A leather chin strap or curb chain is mandatory on any bit with a shank. They must lie flat and be at least 1/2" in width. Rolled leather chin straps or twisted curb chains are strictly prohibited. No wire, rawhide, metal or other substance may be used in conjunction with or as part of the leather chin strap or curb chain. Rounded, rolled, braided or rawhide curb straps are prohibited.

When hackamores or snaffle bits are used, rider is to use both hands. Both hands must be visible to the judge.

Article 112.2.5 Reins Reins may be any standard Western rein. However, any rein design which increases the effective length of the shank of a standard Western bit is prohibited.

Only one hand may be used on the reins with a curb bit. Hand may not be changed except to negotiate an obstacle in a Trail class. Hand is to be around the reins. When using split reins, the ends are to fall on the side of your reining hand. The index finger is permissible between the reins. When using romal reins or when ends of split reins are held in the hand not being used for reining, no finger between reins is permissible. The position of the hand not being used for reining is optional, but it should be kept free of the animal and equipment and held in a relaxed manner. Reins are to be carried immediately above or slightly in front of the saddle horn.

When hackamores or snaffle bits are used, rider is to use both hands. Both hands must be visible to the judge. Closed reins (example mecate) on a snaffle bit are prohibited.

112.2.6 Prohibited Bits/Equipment:

Roping bits with both reins connected to a single rein at center of cross bar

Slip bits

Gag bits

Rigid donut mouthpiece bits

Flat polo mouthpiece bits

Mechanical hackamore

Cavesson type nosebands (Exception: Permitted in Leadline (See Article 117.6) and Leading Rein (See Article 119.1))

Martingales

(Continued on next page)

Tie downs
 Bandages or boots of any type
 Whips or crops of any kind

Article 112.2.7 Western Pleasure Class Specifications

WPCSA WESTERN PLEASURE WORKING

To be shown at a walk, jog and lope both ways of the ring on a reasonably loose rein without undue restraint. To stand quietly and back readily. To be judged 100% on performance. Up to three tests may be asked for. (See Article 111.14)

WPCSA CONFORMATION WESTERN PLEASURE STAKE

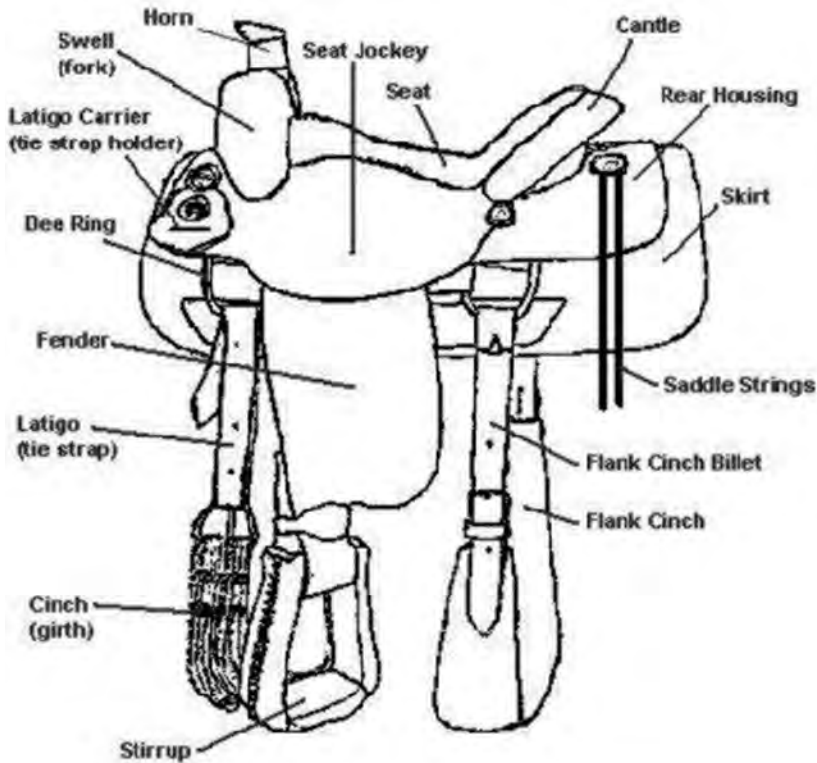
To be shown at a walk, jog and lope both ways of the ring on a reasonably loose rein without undue restraint. To stand quietly and back readily. To be judged on performance, with emphasis on manners 65%; breed type, conformation and movement 25%; appointments 10%. Up to three tests may be asked for. (See Article 111.14)

Article 112.2.8 Western Pleasure Judging Criteria

Western Pleasure	Good	Minor Faults	Major Faults	Elimination
Walk	Ground covering Flat footed Alert	Slow Disinterested Not attentive	Nervous Too fast Jogging	Fall of pony or rider Not under control Rearing Two hands on reins (exception: snaffle/ hackamore ponies) Kicking Illegal equipment Lameness Cueing pony in front of the cinch
Jog	Easy riding Good movement Consistent Steady	Too slow	Too fast Not performing a 2-beat gait Failing to jog both front and hind Rough Quick Choppy Breaking gait	
Extended Jog	Easy riding Forward impulsion Consistent Steady	Inconsistent speed	Breaking gait Hard or rough riding No increase in speed	
Lope	Easy riding Good movement Consistent Steady	Too slow	Too fast Wrong lead Pulling Not performing a 3-beat lope Hard or rough riding	
Back	Proper flexion Readily responsive	Hesitant Not backing	Throwing head Gaping	

	Back in a straight line	straight	Pulling not backing Not backing	
General	Smooth Steady Easy riding Proper flexion & balance Good attitude	Over or under flexion Sour ears Swishing tail Inconsistent speed Out of balance Poll too high or too low Improper or incomplete appointments	Throwing head Bad mouth Constant bumping the bit Gaping Constant breaking of gaits Obvious schooling Touching pony or saddle with free hand Ears below withers Head carried too low Excessive nosing out Fingers between closed reins More than one finger between split reins	

Article 112.2.9 Western Saddle



Article 112.3 *WPCSA JUNIOR WALK-TROT/JOG PLEASURE*

Article 112.3.1 General Division is open to riders 17 and under mounted on Ponies/Cobs/Half-Welsh/Part-Breds, mares or geldings using English or Western tack. To be shown at the walk and trot/jog both ways of the ring on light contact. To stand quietly and back readily. Animals must exhibit manners, obedience and suitability as a child's mount. If entries warrant, the division may be divided by the height of the animal.

To be judged 75% on performance, manners, movement and style; 25% on conformation. Working class to be judged 100% on performance. Up to three tests may be asked for (see Article 111.14 with modifications made to exclude any cantering).

RIDERS in this division may not compete in any other classes at this show that require jumping or cantering/loping.

Article 112.3.2 Junior Walk-Trot/Jog Pleasure Class Specifications

WPCSA JUNIOR WORKING WALK-TROT/JOG PLEASURE

To be shown at the walk and trot/jog both ways of the ring on light contact. To stand quietly and back readily. To be judged 100% on performance.

WPCSA JUNIOR CONFORMATION WALK-TROT/JOG PLEASURE STAKE

To be shown at the walk and trot/jog both ways of the ring on light contact. To stand quietly and back readily. To be judged 75% on performance, manners, movement and style; 25% on conformation.

Article 112.4 WPCSA ADULT WALK-TROT/JOG PLEASURE

Article 112.4.1 General Division is open to riders 18 and over mounted on ponies/cobs/Half-Welsh/Part-Bred, mares or geldings using English or Western tack. To be shown at the walk and trot/jog both ways of the ring on light contact. To stand quietly and back readily. Animals must exhibit manners, obedience and suitability as a beginner's mount. If entries warrant, the division may be divided by the height of the animal. Up to three tests may be asked for (see Article 111.14) with modifications made to exclude any cantering). RIDERS in this division may not compete in any other classes at this show that require jumping or cantering/loping.

Article 112.4.2 Adult Walk-Trot/Jog Pleasure Class Specifications

WPCSA WORKING WALK-TROT/JOG PLEASURE

To be shown at the walk and trot/jog both ways of the ring on light contact. To stand quietly and back readily. To be judged 100% on performance.

WPCSA CONFORMATION WALK-TROT/JOG PLEASURES STAKE

To be shown at the walk and trot/jog both ways of the ring on light contact. To stand quietly and back readily. To be judged 75% on performance, manners, movement and style, 25% on conformation.

Article 112.5 WPCSA GREEN PONY ENGLISH PLEASURE

Article 112.5.1 General Division is open to all riders mounted on ponies/cobs/ Half-Welsh/Part-Bred, Stallions, mares or geldings that are in their first or second year of showing under saddle at WPCSA rated shows in classes that require a lope or canter. If entries warrant, this division may be split, but an animal may not enter more than one of those splits. Up to three tests may be asked for. (See Article 111.14.)

Article 112.5.2 Green English Pleasure Class Specifications

WPCSA GREEN PONY WORKING PLEASURE

To be shown at a walk, trot and canter both ways of the ring on light contact. To stand quietly and back readily. To be judged 100% on performance.

WPCSA GREEN PONY CONFORMATION ENGLISH PLEASURE STAKE

To be shown at a walk, trot and canter both ways of the ring on light contact. To stand quietly and back readily. To be judged 75% on performance, manners, movement and style; 25% on conformation.

Article 112.6 WPCSA GREEN WESTERN PLEASURE

Article 112.6.1 General Division open to all riders mounted on ponies/cobs/ Half-Welsh/Part-Bred, Stallions, mares or geldings that are in their first or second year of showing under saddle at WPCSA rated shows in classes that require a lope or canter. If entries warrant, this division may be split, but an animal may not enter more than one of those splits. Up to three tests may be asked for. (See Article 111.14)

Article 112.6.2 Green English Pleasure Class Specifications

WPCSA GREEN PONY WESTERN PLEASURE WORKING

To be shown at a walk, jog and lope both ways of the ring on a reasonably loose rein without undue restraint. To stand quietly and back readily. To be judged 100% on performance.

WPCSA GREEN PONY CONFORMATION WESTERN PLEASURE STAKE

To be shown at a walk, jog and lope both ways of the ring on a reasonably loose rein without undue restraint. To stand quietly and back readily. To be judged on performance, with emphasis on manners 65%; conformation and movement 25%; appointments 10%.

Article 112.7 WPCSA NOVICE RIDER ENGLISH PLEASURE

Article 112.7.1 General Division Open to any entry level or re-entry level rider mounted on ponies/cobs/Half-Welsh/Part-Bred, mares or geldings. Any rider that in the last ten years (prior to the start of the current show year) has competed in any class that requires cantering or loping at more than 30 shows that are recognized by a national organization such as the WPCSA, USEF or USDF, is not eligible for this division. Animals in this division are not eligible for green pony classes. If entries warrant, this division may be split, but an animal may not enter more than one of those splits. Up to three tests may be asked for. (See Article 111.14.)

Article 112.7.2 Rider Opportunity English Pleasure Class Specifications

WPCSA NOVICE RIDER WORKING ENGLISH PLEASURE

To be shown at a walk, trot and canter both ways of the ring on light contact. To stand quietly and back readily. To be judged 100% on performance.

WPCSA NOVICE RIDER CONFORMATION ENGLISH PLEASURE STAKE

To be shown at a walk, trot and canter both ways of the ring on light contact. To stand quietly and back readily. To be judged 75% on performance, manners, movement and style; 25% on conformation.

Article 112.8 WPCSA NOVICE RIDER WESTERN PLEASURE

Article 112.8.1 General Division open to any entry level or re-entry level rider mounted on ponies/cobs/ Half-Welsh/Part-Bred, mares or geldings. Any rider that in the last ten years (prior to the start of the current show year) has competed in any class that requires cantering or loping at more than 30 shows that are recognized by a national organization such as the WPCSA, USEF or USDF, is not eligible for this division. Animals in this division are not eligible for green pony classes. If entries warrant, this division may be split, but an animal may not enter more than one of those splits. Up to three tests may be asked for. (See Article 114.1.)

Article 112.8.2 Rider Opportunity Western Pleasure Class Specifications

WPCSA NOVICE RIDER WESTERN PLEASURE WORKING

To be shown at a walk, jog and lope both ways of the ring on a reasonably loose rein without undue restraint. To stand quietly and back readily. To be judged 100% on performance.

WPCSA NOVICE RIDER CONFORMATION WESTERN PLEASURE STAKE

To be shown at a walk, jog and lope both ways of the ring on a reasonably loose rein without undue restraint. To stand quietly and back readily. To be judged on performance, with emphasis on manners 65%; conformation and movement 25%; appointments 10%.

Article 113 OPEN PLEASURE CLASSES

Article 113.1 WPCSA OPEN ENGLISH PLEASURE CLASSIC

Classes are open to all riders mounted on ponies/cobs/Half-Welsh/Part-Bred, Stallions, mares or geldings. To be shown at a walk, trot and canter both ways of the ring on light contact. To stand quietly and back readily. To be judged 75% on performance, manners, movement and style; 25% on conformation. Up to three tests may be asked for. (See Article 114.1.) Classes may only be split randomly for safety but may not be split by any other criteria.

Article 113.2 WPCSA OPEN WESTERN PLEASURE CLASSIC

Classes are open to all riders mounted on ponies/cobs/Half-Welsh/Part-Bred, Stallions, mares or geldings. To be shown at a walk, jog and lope both ways of the ring on a reasonably loose rein without undue restraint. To stand quietly and back readily. To be judged on performance, with emphasis on manners 65%; conformation and movement 25%; appointments 10%. Up to three tests may be asked for. (See Article 114.1.) Classes may only be split randomly for safety but may not be split by any other criteria.

Article 114 WPCSA HUNTER DIVISIONS

Article 114.1 WPCSA HUNTER

Article 114.1.1 Course

1. Course diagrams must be posted at least one half-hour before the scheduled start time of classes. The plan or diagram of the course must show the obstacles which must be taken in the order indicated by numbers. An arrow is used on the diagram to indicate the direction in which each obstacle is to be taken.
2. When distances between related fences in all over fences classes, are 100' or less, the distance must be included on the posted course diagram.
3. Distances between related fences should be a minimum of 48' apart and set on multiples of 12'. For example: 60' or 72'.
4. If the area of the courtesy circle is to be restricted by a mandatory line, the line must be indicated on the diagram and a corresponding barrier must be erected on the course.
5. All posted courses must include the numbers of fences to be jumped (i.e. Fences 1-8)

Article 114.1.2 Courses and Obstacles

1. Obstacles should be inviting, not airy, with a ground line and wings.
2. Obstacles must simulate those found in the hunting fields such as natural post and rail, brush obstacles, hedges, split-rail fences, simulated rock or stone walls, white board fence or gate with rail, chicken coop, hedge, oxer, etc. or other jumps designed as hunt field natural obstacles.
3. Chicken coops hinged at the top and free at the bottom, triple bars and hog backs, striped rails, or targets are not allowed.
4. The spread (width) of any jump must not exceed its height. This measurement includes all elements of the jump, such as flowers, brush and ground lines.
5. Courses must consist of a minimum of six (6) fences with eight (8) jumping efforts. Exception: Short Stirrup, Long Stirrup and Green Cross-rail Hunter must consist of a minimum of four (4) fences with eight (8) jumping efforts.
6. Every course must have at least four different types of obstacles, the first obstacle of a course must be a vertical such as brush or rails - no oxers or coops shall be the first fence of a course. Exception: Short Stirrup, Long Stirrup, and Green Cross-rail Hunter have all cross-rails.
7. All obstacles must be set at the required height. The required height may have a variance of no more than 2" over or under. The first fence is to be inviting and may not exceed the required height.
8. Except in case of inclement weather, broken equipment or similar emergency, a course must not be altered except by written permission of all exhibitors in the class. If one or more original obstacles are rendered unusable during a class and no duplicate exists, management may substitute obstacles which approximate, as nearly as possible, the originals.
9. In classes where course requirements have not been met and the violation has not been observed and corrected prior to the third competitor's performance, the class must be completed without altering the course and the results will stand. If the course has been corrected, the competitors who have gone over the course with the violation have the option of re-jumping the course.
10. In all Hunter sections, at least two different courses are required. At least one change of direction (change of lead) is required in every course with the exception of Short Stirrup, Long Stirrup and Green Cross-rail Hunter.
11. No course may have exhibitors trotting or cantering through the in-gate or out-gate. Any exhibitor that trots or canters through the in-gate or out-gate will be eliminated.

12. A ground line is required on the front side of all obstacles. Flower boxes and brush are acceptable as ground lines.
13. The jumpable portion of all obstacles must be a minimum width of eight feet wide.
14. The top element of all obstacles, except the back rails of oxers, are advised to be securely placed with cups at least 1 1/2 inches deep and 3 inches wide so that a slight rub will not cause a knockdown and must be equally secure for different heights in the same class.
15. Approved safety cup are advised to be used for the back rail of all oxers.
16. A separate rail is required as a top element for all obstacles including walls, gates, and planks, and coops.

Article 114.1.3 Height of Obstacles

- | | |
|------------------------------|---|
| 1. Short Stirrup Hunter: | Cross-rails not to exceed 18" at center* |
| 2. Long Stirrup Hunter: | Cross-rails not to exceed 18" at center* |
| 3. Green Cross-rails Hunter: | Cross-rails not to exceed 18" at center* |
| 4. Low Hunter: | 18" or 2' Verticals. No oxers |
| 5. Regular Hunter: | 2'0" for animals 13.2 hands and under
2'6" for animals over 13.2 Hands |

* To measure the height of cross-rails, find the point half way between the center of the "X" and the standard. The height of the rail at this point should be 18". Repeat on the other side.

Article 114.1.4 Tack, Equipment & Attire

1. An English bridle with a cavesson nose band is required. Judges may penalize, but may not eliminate, an animal that competes in an unconventional bridle or bit including, but not limited to, hunter gags, kimberwicks, etc.
2. Judges must eliminate an animal that competes in illegal bits or nosebands. Illegal bits include, but are not limited to, three rings, gags (other than the hunter gag), et cetera... Illegal nosebands include, but are not limited to, drop, flash and figure eight nosebands.
3. Curbs: When using a curb with any leverage bit, it must be constructed of loose links, joints, and/or lie smooth against the jaw of the horse and be free of twists, sharp objects or anything inhumane. A curb may be wrapped or inserted into a cover for the comfort of the horse. A curb may not be used in conjunction with wire, metal, rawhide, metal "keepers", or any other substance except for attachment of curb to the bit.
4. When entries return to the ring to jog for soundness and stand for conformation, they must be unsaddled and wearing the same bridle that was used during the over fences portion of the competition.
5. Martingales
 - a. Martingales of any type are prohibited in under saddle, hack and tie-breaking classes.
 - b. Standing martingales used in the conventional manner are allowed for all over fences classes. All other martingales are considered illegal.
 - c. A judge must eliminate an animal that competes in a martingale other than a standing martingale used in the conventional manner.
 - d. Cable or metal tie downs are prohibited.
6. All artificial appliances, including but not limited to nasal strips, nose nets, belly bands, boots, wraps and bandages are prohibited. In the case of inclement weather competition management may permit the use of bell boots.
7. Any rider competing and or riding anywhere on the competition grounds with their stirrup, stirrup leather, fender, or foot tied and/or secured in any manner (including but not limited to magnetic stirrups or tape) will be eliminated from the entire competition.
8. Competitors are prohibited from carrying a whip that is longer than 30" (75cm) while jumping or schooling over fences. A rider may not carry more than one whip. Whips that

are weighted at the end are prohibited. No exhibitor may carry a whip longer than 30" while competing.

9. All riders must wear protective headgear in accordance with Article 106. Protective headgear must be in compliance with the accepted testing standards published on the USEF website. Protective headgear must carry the applicable quality testing tag and/or label.
10. Any exhibitor may wear a protective vest, either body protecting or inflatable, specifically designed for use in equestrian sport in any division or class without penalty from the judge. It is recommended that the vest pass or surpass the current ASTM standard F1937 or be certified by the Safety Equipment Institute.
11. While competing in a jumping class, if a rider's chin strap becomes unfastened, the rider may stop, refasten the chin strap and continue their round without penalty or elimination. A judge may, but is not required, to stop a rider and ask them to refasten a chin strap which has become unfastened, again without penalty to the rider.
12. Conventional attire following the tradition of fox hunting is encouraged and preferred. It is further recommended that the rider's attire does not distract from the performance of the horse and rider. Judges shall not eliminate a rider for unconventional attire except for safety. Shirts must have a choker, similar collar or tie. Breeches may be buff, canary, tan, rust or white.
13. Inappropriate attire. When management permits Hunter or Hunter Seat Equitation riders to ride without jackets, riders must wear traditional, short, or long-sleeved riding shirts with chokers or ties.
14. Boots/shoes worn while riding anywhere on the competition grounds must have a distinguishable heel.
15. Competitors must display the correct number which must be clearly visible while performing in any class unless otherwise stated in the prize list. Competitors with an incorrect or missing entry number may be penalized at the discretion of the judge.

Article 114.1.5 General

1. Performance, soundness and manners are to be emphasized in all classes. Extreme speed is to be penalized.
2. A performance starts when the competitor enters the ring and ends when the competitor exits the ring.
3. An eliminated rider must leave the ring immediately.
4. In cases of broken equipment or loss of shoe while competing, the rider or handler may choose to continue without penalty. If they decide to stop to address the situation that rider/handler will be eliminated. In the case of the jump(s) falling over due to weather or act of God, the rider must remain in the ring until receiving instructions from the judge or be eliminated. In this instance, the decision of the judge(s) is final.
5. To compete in the Hunter Under Saddle class the animal must have shown in and completed at least one Over Fences class within the division.

Article 114.1.6 Faults

1. The following faults are scored according to the judge's opinion and depending on severity or division, may be considered minor or major faults.
 - a. Rubbing the jump
 - b. Swapping leads in a line or in front of a jump
 - c. Late lead changes
 - d. Spooking
 - e. Kicking up or out
 - f. Jumping out of form
 - g. Jumping off the center line of jump
 - h. Bucking and/or playing

- i. Striking off on a wrong lead on the courtesy circle. (May be corrected with either a simple or flying change of lead)
2. The following are considered major faults.
 - a. Knockdown
 - b. Refusal
 - c. Stopping while on course
 - d. Crossing the track. A track is established once a horse has landed from a fence or completes a required test and follows the horse until the consecutive fence is jumped or the next test is executed. Upon completion of each consecutive fence or performance of the next test, the track is erased. Crossing a track between obstacles and/or required tests shall constitute a disobedience and will be penalized by the judge(s)
 - e. Dangerous jumping
 - f. Addressing a jump - coming to a stop in front of a jump in order to show the jump to the horse. Completely missing a lead change
 - g. Breaking stride or trotting while on course
3. The following constitute elimination. An eliminated rider must leave the ring immediately.
 - a. Three refusals
 - b. Off course
 - c. Jumping course before it is reset
 - d. Bolting from the ring
 - e. Fall of horse and/or rider (rider shall not remount in the ring)
 - f. Stopping for loss of shoe or broken equipment
 - g. Trotting or cantering through the in-gate or out-gate. (Entering and exiting the show arena must be done through the walk)

Article 114.1.7 Conformation and Soundness In Conformation Hunter classes animals are to be judged 75% on performance, movement and style; 25% on breed type and conformation. Working classes are judged 100% on performance, movement and style.

1. Animals must be stripped for conformation judging in any class. Exception: Under Saddle classes.
2. In classes when a jog is required, all animals being considered for an award must jog for soundness. Entries will be jogged together, unmounted, without a saddle, in the judge's order of preference including two more animals than the number of ribbons if there are sufficient entries. Conformation, if required for the class, will be judged in the line-up. Animals that are unsound will be eliminated and ineligible for an award in that class. The judge's decision regarding soundness is final.
3. Entries may be asked to re-jog at the judge's discretion. An entry may not leave the ring until the jog has been declared official by the judge, or it will be eliminated.
4. An entry may not be eliminated for receiving outside assistance in the jog. In classes restricted to the age of a rider, the entry must be jogged by an appropriate rider.

Article 114.1.8 Under Saddle Classes In order to show in the Under Saddle class, the animal must have shown in **and completed** an Over Fences class. In Under Saddle Classes, animals are shown at a walk, trot and canter both ways of the ring. Light contact with animal's mouth is required. Animals should be alert, responsive and move freely. They should not be eliminated for slight errors. Judges may ask animals to hand gallop collectively, one way of the ring. No more than eight will be asked to hand gallop at one time. To be judged 75% on performance, manners, movement and style; 25% on breed type and conformation.

Article 114.1.9 *WPCSA HUNTER*

Article 114.1.9.1 General Classes are open to all Ponies/Cobs/Half-Welsh/Part-Bred stallions, mares and geldings. Exception: Stallions are not eligible in Short Stirrup Hunter.

Article 114.1.9.2 Hunter Class Specifications

WPCSA WORKING HUNTER OVER FENCES

WPCSA CONFORMATION HUNTER STAKE OVER FENCES

WPCSA CONFORMATION HUNTER UNDER SADDLE

WPCSA WORKING HUNTER (OVER FENCES)

WPCSA CONFORMATION HUNTER STAKE (OVER FENCES)

WPCSA CONFORMATION HUNTER UNDER SADDLE

Article 114.2 *WPCSA LOW HUNTER*

Article 114.2.1 General

Classes are open to all Ponies/Cobs/Half-Welsh/Part-Bred. This division is open to Juniors and Adults. The same equine/rider combination in this division, including the Under Saddle class, may not compete in the regular WPCSA hunter divisions. Courses to have a minimum of 6 obstacles with 8 jumping efforts required. A ground line is required on the front of all obstacles. Flower boxes and brush are acceptable as ground lines. No oxers or combinations (in and outs). Fences must be verticals. Show Management may offer the division either as 18" only or a choice of 18" or 2'. No animal may jump both 18" and 2' in this class at the same show. Fence heights are not determined by the height of the animal. Over Fence classes to precede the Under Saddle class. To be judged 100% on performance. Not required to jog for Over Fences classes. In order to show in the Under Saddle class, the animal must have shown in and completed in one Low Hunter Over Fences class.

In the Under Saddle class, animals are shown at a walk, trot, and canter both ways of the ring. Judges may ask competitors to hand gallop collectively, one way of the ring. No more than eight (8) will be asked to hand gallop at one time.

Article 114.2.2 Low Hunter Class Specifications

WPCSA LOW WORKING HUNTER OVER FENCES

WPCSA LOW WORKING HUNTER STAKE OVER FENCES

WPCSA LOW WORKING HUNTER UNDER SADDLE

Article 114.3 CROSS-RAIL HUNTER DIVISIONS

Article 114.3.1 General Fences to be cross-rails not to exceed 18" at the center*. A ground line is required on the front side of all obstacles. Flower boxes and brush are acceptable as ground lines but the height may not exceed the height of the center of the 'X'. Courses to be set with a minimum of four (4) obstacles with eight (8) jumping efforts required.

* To measure the height of cross-rails, find the point half way between the center of the "X" and the standard. The height of the rail at this point should be 18". Repeat on the other side.

To be judged 100% on performance. Not required to jog for Over Fences classes. Over Fences classes must precede the Under Saddle class. In order to show in the Under Saddle class, the animal must have shown in and completed an Over Fences class.

In the Under Saddle class, exhibitors are to be shown at a walk, trot, and canter both ways of the ring. Judges may not ask for a hand gallop.

If entries warrant, divisions may be split, but an animal may not enter more than one of those splits within any one division.

Article 114.3.2 *WPCSA SHORT STIRRUP HUNTER*

Article 114.3.2.1 General Division is open to riders 12 years and under. Classes are open to all Ponies/Cobs/Half-Welsh/Part-Bred mares and geldings (no stallions). RIDERS in this division (including the Under Saddle class), may not compete in any other WPCSA Over Fences division or class at the same show where the fences exceed 18". If cross entering Low Hunters, rider must select the 18" option. Animals in this division are not eligible for the Green Cross-rail Hunter division.

If there are fewer than three (3) entries in the competition, Short Stirrup Hunter may be combined with Long Stirrup Hunter as long as no stallions are in the division.³

Article 114.3.2.2 Short Stirrup Hunter Class Specifications

WPCSA SHORT STIRRUP WORKING HUNTER OVER FENCES

WPCSA SHORT STIRRUP WORKING HUNTER STAKE OVER FENCES

WPCSA SHORT STIRRUP HUNTER WORKING UNDER SADDLE

Article 114.3.3 *WPCSA LONG STIRRUP HUNTER*

Article 114.3.3.1 General For riders age 13 – Adults. Classes are open to all Ponies/Cobs/Half Welsh/Part-Bred. If entries warrant, classes may be split into riders aged 13 – 17 and Adults. RIDERS in this division, including the Under Saddle class, may not compete in any other WPCSA Over Fences division or class at the same show where the fences exceed 18". If cross entering Low Hunters, rider must select the 18" option. Animals in this division are not eligible for the Green Cross-rail Hunter division.

If there are fewer than three (3) entries in the competition, Long Stirrup Hunter may be combined with Short Stirrup Hunter as long as no stallions are in the division.

Article 114.3.3.2 Long Stirrup Hunter Class Specifications

WPCSA LONG STIRRUP WORKING HUNTER OVER FENCES

WPCSA LONG STIRRUP WORKING HUNTER STAKE OVER FENCES

WPCSA LONG STIRRUP WORKING HUNTER UNDER SADDLE

Article 114.3.4 *WPCSA GREEN CROSS-RAILS HUNTER*

Article 114.3.4.1 General Division is open to riders mounted on Ponies/Cobs/Half-Welsh/Part-Bred in their first or second year of showing over fences at WPCSA rated shows. ANIMALS in this division are not eligible to show in Short and Long Stirrup Hunter and Short and Long Stirrup Equitation Over Fences.

Article 114.3.4.2 Green Cross-rail Hunter Class Specifications

WPCSA GREEN CROSS-RAILS WORKING HUNTER OVER FENCES

WPCSA GREEN CROSS-RAILS HUNTER STAKE OVER FENCES

WPCSA GREEN CROSS RAILS HUNTER UNDER SADDLE

Article 115 DRIVING DIVISIONS

Juniors and Adults may compete together in all driving divisions. Passengers are permitted for both Junior and Senior drivers. Drivers under the age of 14 must be accompanied by an adult capable of rendering assistance. An Adult is anyone 18 years of age and older. Juniors aged 14 years and older may drive alone.

A properly attired groom or passenger *capable of rendering assistance in case of an emergency* is required for all Pairs and Tandems; Unicorns and Four-in-Hands require 2 grooms/passengers. Failure to comply will result in elimination from the class.

Removing the bridle from an animal harnessed to a vehicle, or leaving an animal unattended while hitched, anywhere on the show grounds, will result in instant elimination and removal from the show grounds.

Article 115.1 *WPCSA PLEASURE DRIVING*

Article 115.1.1 General To be shown to a suitable two or four-wheeled vehicle or four-wheeled vehicle for pairs, but not a viceroy, racing sulky or fine harness rig. Use of a bike style vehicle with floorboards and a basket is acceptable.

To be shown both ways of the ring at a walk, working trot and trot on and stand quietly and to back readily. Classes limited to maiden animals and/or Junior drivers shall be asked to do a walk and working trot, to stand quietly and back readily. To be judged 75% on performance, manners, movement and style; 25% on breed type and conformation.

If a Pleasure Pairs division is offered, the pair must enter the Pleasure Pairs division and may not enter **as a pair** in the **single** Pleasure Driving division at that show.

Article 115.1.2 Harness & Equipment It is the driver's responsibility to see that the harness is in good condition, is clean and fits properly.

Bridles should fit snugly to prevent catching on the vehicle or other pieces of harness. A throatlatch and a noseband or cavesson are mandatory.

A black harness is considered appropriate for painted vehicles and natural wood vehicles having black trim, i.e., shaft coverings, iron work, dash or upholstery.

A brown or russet harness is considered appropriate with natural wood finished vehicles trimmed in brown or any child's conveyance.

All metal furnishing should match, be secure and polished.

Breast collars are appropriate with lightweight vehicles.

Full collars are suggested for heavy carriages such as coaches, brakes, phaetons, dog carts, etc.

A correctly fitting harness saddle is important for the comfort of the animal. A wider saddle is suggested for two-wheeled vehicles as more weight rests on the animal's back. Narrower saddles are more appropriate for four-wheeled vehicles.

Article 115.1.3 Martingales and Check Rein Martingales are permitted only if appropriate for a vehicle being used (i.e. standing martingales are only appropriate for a Stanhope Gig or George IV. Phaeton). Side checks are optional in all Pleasure Driving classes. Overcheck not allowed, except in Fine Harness, Roadster, and Formal Driving. Tying down of tongue is prohibited.

Article 115.1.4 Bits Snaffle bits and other types of traditional driving bits are allowed. Bits may be covered with rubber or leather.

Article 115.1.5 Whip An appropriate driving whip shall be carried in hand at all times while driving. The thong on the whip must be long enough to reach the shoulder of the farthest animal. A driver not in compliance with the above shall be severely penalized.

Article 115.1.6 Style of Driving The driver should be seated comfortably on the box so as to be relaxed and effective. Either the one- or two-handed method of driving is acceptable. Common to both methods, the elbows and arms should be close to the body with an allowing, but steady hand enabling a consistent feel with the animal's mouth. Drivers should not be penalized or rewarded for using one style over another.

Article 115.1.7 Outside Assistance Only the driver may handle the reins, whip, or brake during a competition. The penalty for noncompliance is elimination. Drivers receiving outside assistance after the judging has begun will be disqualified at the judge's discretion unless that assistance has specifically been allowed (assistance of groom/passenger heading an animal).

Article 115.1.8 Appropriate Attire Drivers and passengers should be dressed conservatively according to the style of the present day. Any attempt to introduce period costumes or gaudy trappings is discouraged. Gentlemen must wear coat or jacket while appearing in any class unless excused from doing so by the judge. Ladies must wear a conservative dress, tailored suit or slacks. Floppy hats are discouraged. Unless otherwise specified, the driver shall wear a hat, an apron, and gloves. Sandals or other flimsy footwear is not acceptable. Drivers and passengers that are inappropriately attired may be penalized at the judge's discretion.

Article 115.1.9 Turnout for Animal If shod, animals should be suitably shod for Pleasure Driving. Braiding of mane is optional. . Any mane, tail or fetlock trimming should conform to breed standards.

Any application of artificial hair in mane or tail is prohibited.

Article 115.1.10 Aids Excessive use of the voice, shouting or whistling to the animal may be penalized at the judge's discretion. The driver should strive to control the animals' movements with a minimum of vocal aids. If necessary, it is permissible to talk to the animal in a subdued tone of voice. Clucks for starting, "walk on," "trot," and "whoa" are the more accepted terms.

Article 115.1.11 Description of Gaits

1. **Walk:** A free, regular and unconstrained walk of moderate extension is required. The animals should walk energetically, but calmly, with even and determined pace.
2. **Slow Trot: (Carriage Driving Division Only)** The animal should maintain forward impulsion while showing submission to the bit. The trot is slower and more collected, but not to the degree required in the dressage collected trot. However, the animal should indicate willingness to be driven on the bit while maintaining a steady cadence.
3. **Working Trot:** This is a slower, more rounded pace than the trot-on. The animals go forward freely and straight; engaging the hind legs with good hock action; on a taut, but light rein; the position being balanced and unconstrained. The steps should be as even as possible. The hind feet touch the ground in the foot prints of the forefeet. The degree of energy and impulsion displayed at the working trot denotes clearly the degree of suppleness and balance of the animal.
4. **Strong Trot:** This is a clear, but not excessive, increase in pace and lengthening of stride while remaining well balanced and showing appropriate lateral flexion on turns. Light contact to be maintained. Excessive speed will be penalized.

5. **Halt:** Animals and vehicle should be brought to a complete square stop without abruptness or veering. At the halt, animals should stand attentively, motionless and straight with the weight evenly distributed over all four legs and be ready to move off at the slightest indication from the driver.
6. **Rein Back:** Rein back is defined as a backward movement in which the legs are raised and set down simultaneously in diagonal pairs with the hind legs remaining well in line: To be performed and judged in two parts:
 - a) The animal must move backward at least four steps in an unhurried manner with head flexed and straight, pushing the carriage back evenly in a straight line. The driver should use quiet aids and light contact.
 - b) Move forward willingly to former position using the same quiet aids.

Article 115.1.12 Judging

In addition to criteria already mentioned, penalties may be assessed for the following:

- Pony/Cob not on the bit or resisting the bit
- Not demonstrating a variation in gaits
- Loss of collection and balance resulting from extreme speed
- Sour ears, excessive chewing, wringing of the tail, rearing, balking
- Pulling with the jaw and neck rather than leaning into the collar and allowing propulsion from the hind quarters
- Resistance in the rein back indicated by raising the head and opening mouth

Article 115.1.13 Pleasure Driving Class Specifications (Indicate if for Singles, Multiples, or Both)

WPCSA WORKING PLEASURE DRIVING

To be judged 100% on performance. To be judged both ways of the ring at a walk, working trot and trot-on. To stand quietly, both on the rail and while lined up and to rein back. Entries chosen for a workout may be worked both ways of the arena at any gait requested by the judge and may be asked to execute a figure eight.

WPCSA CONFORMATION PLEASURE DRIVING STAKE

To be judged 75% on performance, manners, movement and style; 25% on breed type and conformation. To be judged both ways of the ring at a walk, working trot and trot-on. To stand quietly, both on the rail and while lined up and to rein back. Entries chosen for a workout may be worked both ways of the arena at any gait requested by the judge and may be asked to execute a figure eight.

Article 115.2 *WPCSA CARRIAGE DRIVING*

Classes are open to all Ponies/Cobs/Half-Welsh/Part-Bred. A Welsh Carriage Driving division will consist of three classes, one turnout, one working and one obstacle, **or any combination thereof**, but at least one class must be on the rail. (Also see Article 116.3 Carriage Driving Reinsmanship.) In this division, an entry is defined as a combination of animal(s), vehicle and driver, and must be assigned a specific entry number. A change of any part of the combination constitutes a different entry and must be assigned a separate number. In the event that a vehicle is disabled or judged unsafe to start or continue, management may authorize substitution of another vehicle without issuing a new number.

Article 115.2.1 General Wire wheeled vehicles may be used if stated in prize list. General rules are the same as Welsh Pleasure Driving, except where noted. To be shown both ways of the arena at a walk, slow trot, working trot and strong trot. To stand quietly, both on the rail and while lined up, and to rein back. In the slow trot, the animal should maintain forward impulsion while showing submission to the bit. The trot is slower and more collected, but not to the degree required in the

dressage collected trot. However, the animal should indicate willingness to be driven on the bit while maintaining a steady cadence.

Article 115.2.2 Obstacle/Cones Driving

Article 115.2.2.1 Disobedience

Disobediences are penalized as stated in the individual class specifications. They are defined as follows:

1. A run-out comprises evading or passing an obstacle to be driven or the start/finish line.
2. A refusal comprises stopping or reining back before an obstacle. Stopping in front of an obstacle without dislodging it and without backing up followed immediately by driving clearly through is NOT PENALIZED. If the halt is prolonged or if the animal backs even a single step voluntarily or not, a refusal is incurred. If in the commission of the refusal any part of an obstacle is disturbed and class specifications require repair or resetting, the procedure outlined in Article 115.2.2.6 Item 3 Stopping Time will apply.
3. A circle is any form of a circle which causes the driver to cross the original track between two consecutive obstacles except to retake an obstacle after a refusal or run-out.

Article 115.2.2.2 Other Penalties

1. **Off course:** A driver is off course when they deviate from the designated pattern shown on the diagram by consecutive number and drives an obstacle out of order before correcting the deviation. Any disobedience committed while correcting the deviation must be scored. Failure to follow a continuous line in a course diagram will not be considered off course unless an obstacle is taken out of order.
2. **Outside Assistance:** A driver shall be eliminated if a groom or passenger touches the reins, whip or brake, or if they receive assistance from any source.
3. **Starting Signal:** Failure to cross starting line within one minute of the signal to proceed or starting before the signal shall incur elimination.
4. **Equipment Failure:** Breakage of either harness or vehicle, which necessitates a halt for repair shall incur elimination. Management may insist on a safety inspection of the vehicle before allowing it to be used in future classes.
5. **Groom Dismounting:** If it becomes necessary for a groom to dismount to assist the driver, penalties will be assessed, as indicated in the class conditions, for each incident. If two grooms dismount it is considered to be two incidents. A third incident will incur elimination.

Article 115.2.2.3 Width of Obstacles

1. Suggested widths for obstacles are 8" to 20" (20-50 cm) wider than the carriage track width at the ground, depending on the class specifications. Following are suggested obstacle settings:

Fault classes	8-10" 20-25 cm
Speed Classes	12-16" 30-40 cm
Four-in-Hand Classes	16-20" 40-50 cm
2. Following are settings for multiple obstacles:

L Shaped Obstacle	12 ft. (3.6 m)
U Shaped Obstacle Single	12 ft. (3.6 m) in; 15 ft. (4.5 m) out
3. Maiden classes will benefit from wider adjustments.
4. Metric and U.S. Customary measurements are given to assist the management and a Metric conversion chart is shown below. In this way, either style of measuring can be used depending on the equipment available.

METRIC CONVERSION CHART

WHEN YOU KNOW	MULTIPLY BY	TO FIND
Inches	2.54	centimeters
Centimeters	.4	inches
Yards	.9	meters

Meters	3.3	feet
Miles	1.66	kilometers
Kilometers	.6	miles

Article 115.2.2.4 Measurement of Obstacles

1. Markers are set in pairs, the specified distance wider than the track width.
2. For traffic cones adjustment is made as follows:
 - a) The track width of each vehicle should be taken at the ground on the widest pair of wheels. The allowance is added and the cones aligned and adjusted from corner to corner. This allows the greatest distance between the corner of the base and the upright portion of the cone. The taper of the cone provides clearance for normal hubs or whiffletrees or splinter bars.
 - b) If a whiffle tree or splinter bar proves to be too wide for this arrangement, the cones may be adjusted using the whiffle tree measurement plus allowance measured at a point the same distance from the ground as the whiffle tree.
3. On markers with perpendicular sides, adjustment for the widest part of the vehicle at the highest part of the marker may be made.
4. Care should be taken when numbers are placed on markers to ensure that the numbers do not protrude inside the markers where they might be hit without hitting the obstacle itself.
5. It is the responsibility of Show Management to ensure that each set of markers be properly adjusted.

Article 115.2.2.5 Time Allowed

All obstacle courses should be accurately measured with a measuring wheel, if possible, or tapeline.

1. The Time Allowed is calculated by multiplying the course measurement times the set speed for each class. Be sure to use a long line from obstacle to obstacle when measuring the course length.
2. Suggested speeds:

Singles	800 ft. (220 m) per minute
Pairs	800 ft. (220 m) per minute
Four-in-Hands	700 ft. (200 m) per minute
3. Time Limits are twice the Time Allowed.

Article 115.2.2.6 Timing

1. Timing with Stopwatches: Time is taken from the moment the first animals' nose crosses the starting line until the first animals' nose crosses the finish line, except where specifically noted in class specifications i.e., Fault and Out, Progressive.
2. Timing with Electronic Timers: Time is taken the moment the photo cell beam is broken (by the first part of the turnout to reach the starting line) until the beam is broken at the finish.
3. Stopping Time: If it becomes necessary to stop a competitor for any reason (marker blown over, unauthorized animal on course, etc.) a signal will be given and time stopped. The driver will be allowed to go back far enough to regain momentum and wait. At a second signal, the driver must resume the course. The timekeepers' watch will be restarted when the competitor reaches the point at which time was stopped.

Article 115.2.2.7 Break In Gait

1. Obstacle classes are usually driven at the trot.
2. The decision to allow cantering in Obstacle classes is left to the discretion of management. It is NOT ALLOWED unless clearly stated in the Prize List to the contrary. If cantering is not allowed, breaks in gait on the course will be penalized as defined in Article 115.2.3.
3. A break in gait is defined in the table below:

BREAK IN GAIT	CONDITIONS
Break to canter or gallop	4 or more full strides
Prolonged canter or gallop	More than 6 full strides
Break to walk	2 full strides at the walk
Break from walk	3 full strides of any other gait or stopping
Stopping Obstacle classes	Refer to ADS Rules: Obstacles, Article 242

In a pair or multiple turnout, all animals must break for a penalty to be assessed.

Article 115.2.2.8 Ties In Placing

1. Ties for first place must be broken by a drive-off. Ties for lower placings may be broken by coin flip upon agreement of the tied parties.
2. If two entries under the same ownership are tied, the owner may designate the order of finish.
3. Any competitor who advises the judge that they will not participate in drive-off shall be placed last of the competitors in that drive-off. Should more than one of the tied competitors elect not to participate, all those not participating shall remain tied among themselves. Should there be only one remaining competitor, they are required to attempt at least the first obstacle to earn first placement in the drive-off.
4. Except in the Fault and Out class, when two or more competitors incur elimination during a drive-off, they remain tied regardless of the cause of elimination or point at which it occurred. A competitor who voluntarily withdraws must always be placed after a competitor who has been eliminated in the same drive-off.

Article 115.2.3 Carriage Driving Class Specifications

WPCSA CARRIAGE DRIVING TURNOUT

To be judged primarily on the performance and quality of each turnout. To be shown both ways of the arena at a walk, slow trot, working trot and strong trot. To stand quietly and to rein back. To be judged 70% on the condition, fit and appropriateness of harness and vehicle, neatness and appropriateness of attire and overall impression; 30% on performance, manners and way of going.

WPCSA CARRIAGE DRIVING WORKING

To be judged primarily on the suitability of the animal to provide a pleasant drive. To be shown both ways of the arena at a walk, slow trot, working trot, and strong trot. To stand quietly, both on the rail and while lined up, and to rein back. All entries chosen for a workout may be worked both ways of the arena at any gait requested by the judge and may be asked to execute appropriate tests. To be judged 70% on performance, manners and way of going; 20% on condition and fit of harness and vehicle; 10% on neatness of attire.

WPCSA OBSTACLE/CONES DRIVING:

Course plan must be announced and posted one hour before competition is to begin. Competitors may walk the course. Martingales and overchecks are prohibited in Obstacle classes for all vehicles. Side checks are optional. Failure to comply incurs elimination.

WPCSA Obstacle - Time Competition Not to exceed 20 obstacles (pairs of cones topped with tennis balls). Faults add seconds to total time. Fastest time wins.

1. To be driven over a prescribed course of obstacles. The number of obstacles to be proportionate to the dimensions of the driving area. Not to exceed 20 obstacles.
2. After passing the starting line, the driver shall proceed through each obstacle in order to the designated finish line.

3. Course faults are scored as penalty seconds and are added to the driver's elapsed time. Placings are determined on a low total time basis. Ties for first will be decided by a drive-off (unless otherwise stated in the Prize List).

4. Penalties:

- a) Exceeding time allowed (every commenced second) 0.5 second
- b) Knocking over start or finish marker 5 seconds
- c) Knocking down or dislodging obstacle 5 seconds
- d) Break in gait, if not allowed
 - 1st break from trot 5 seconds
 - 2nd break from trot 5 seconds
 - 3rd break from trot 5 seconds
 - 4th break from trot Elimination
 - Prolonged canter or walk Elimination
- e) Disobedience and/or groom dismounting (cumulative over course)
 - 1st incident 5 seconds
 - 2nd incident 10 seconds
 - 3rd incident Elimination
- f) Starting before signal Elimination
- g) Failure to cross starting line within one minute of signal Elimination
- h) Off course Elimination
- i) Exceeding time limit (2X time allowed) Elimination
- j) Outside assistance Elimination
- k) Failure to carry whip Elimination
- l) Use of a tie-down or overcheck Elimination
- m) Breakage of harness or vehicle Elimination

WPCSA Obstacle - Double Jeopardy One driver negotiates a course to its end and must come to a complete stop before passing the reins to a partner who drives the course in reverse to the finish (beginning). Fastest time wins.

- 1. To be driven over a prescribed course of obstacles (paired markers) by any entry consisting of animal(s), vehicle and two drivers. 8-10 obstacles are recommended as a course length, but the number can be adjusted to be proportionate to the dimensions of the driving area.
- 2. After passing the starting line, the first driver shall proceed through each obstacle to the designated finish line. At this point, the reins are passed to the second driver who must drive the course in reverse order.
- 3. Course faults are as listed in the penalties section. Course faults are scored as penalty seconds and are added to the driver's elapsed time. Placings are determined on a low total time basis. Ties for first will be decided by a drive-off (unless otherwise stated in the Prize List). NOTE: This class can also be driven as a Costume Scurry.

WPCSA Obstacle - Fault and Out Drive a course until obstacle is dislodged. Time stops at that point. Fastest time completing the course or fastest time completing the most obstacles wins.

- 1. To be driven and timed over a course of numbered obstacles.
- 2. After passing the starting line, the driver shall proceed through each obstacle, in order, until the allowed time expires or an obstacle is dislodged.
- 3. If an obstacle is dislodged or time expires, a signal will be given. The competitor will drive through the next obstacle. Time will be taken as the rear axle clears the obstacle.
- 4. No score is given for the obstacle driven after the signal. If the obstacle driven after the signal is dislodged, no time will be taken.
- 5. If all the obstacles are completed before the lapse of the allowed time, the competitor shall start around the course again, but is not required to pass through the starting markers again.
- 6. A disobedience (refusal, run-out, circle) will be scored as a dislodgment of the obstacle at which the disobedience occurs.

7. Placings will be determined by the greatest number of points. Time will decide ties. If a tie remains with equal points and time, the winner will be decided by a drive-off.
8. The score of an eliminated driver shall count, up to the point of elimination, but the competitor must be placed after those with an equal score.
9. Points and penalties (as they differ from those listed in the penalties section):

a) Obstacle cleared	2 points
b) Obstacle dislodged	1 point
c) Failure to drive obstacle after signal	Elimination
d) Dislodging obstacle after signal	No Time

WPCSA Obstacle - Progressive Pairs of cones with decreasing clearance between wheel hub and cone: #1 - 20", #2 - 16", #3 - 12", #4 - 8", #5 - 4", #6 - 2". Trot required. Fastest time wins. Two points for each obstacle cleared. Time stops with dislodged ball on obstacle.

1. To be driven at the trot with a set time over a course of six numbered obstacles which will be adjusted to the following clearances: #1 - 20", #2 - 16", #3 - 12", #4 - 8", #5 - 4", #6 - 2". Time allowed to be calculated at 200 ft. per minute.
2. After passing the starting line, the driver shall proceed through each obstacle, in order, until finishing the course or dislodging an obstacle. Time will be stopped when the rear axle clears the last obstacle or when an obstacle is dislodged.
3. A disobedience (refusal, run-out, circle) will be scored as a dislodgment of the obstacle at which the disobedience occurs. No time will be recorded at the signal. The score up to the disobedience shall count, but no time.
4. In Progressive Obstacles, walking by any or all animals in the entry constitutes a break in gait.
5. Placings will be determined by the greatest number of points. Time will decide ties. If a tie remains with equal points and time, the winner will be decided by a drive-off.
6. The score of an eliminated driver shall count, up to the point of elimination, but the competitor must be placed after those with an equal score.
7. Points and penalties (as they differ from those listed in the penalties section):

a) Obstacle cleared	2 points
b) Obstacle dislodged	1 point

WPCSA Obstacle - Gamblers Choice Driven over a course where obstacles each carry specific point value according to difficulty. Obstacles may be driven in any order and any direction. Each obstacle may be driven twice, but not in succession. Most points accumulated in given time wins.

1. To be driven over a course of unnumbered obstacles each carrying a specific point value.
2. Each driver has the same amount of time to negotiate as many obstacles as possible. Each obstacle is assigned a point value according to its degree of difficulty and each driver tries to amass as high a score as possible within the time allowed.
3. After passing through the starting line, the driver may drive through the obstacles, in any order, from any direction. Each obstacle may be driven twice, but not in succession. If driven a third time, no points will be awarded.
4. No obstacle may be redriven once it has been disturbed. (Exception: obstacles which are designed to be knocked down)
5. No points will be awarded for an incorrectly completed obstacle. If the obstacle is incorrectly driven, but not disturbed, it may be attempted again.
6. In this class the circling rule does not apply. If an animal should refuse or run out at an obstacle without disturbing it, the driver may elect not to attempt it and may drive to another obstacle without penalty. The obstacle may be attempted later, and if correctly driven, the appropriate points will be recorded.
7. A signal will sound at the end of the allowed time and the driver must then exit through the finish markers when the total time on the course will be recorded.
8. If the signal sounds when the competitor is committed to an obstacle, the competitor may complete the obstacle and receive the appropriate points, then proceed through the finish

markers for total time to be recorded. Whether or not the competitor was committed to the last obstacle at the signal will be left to the discretion of the judge.

9. Placings are determined on a high score basis. Time will decide ties. If a tie occurs in both points and time, the winner will be decided by a drive-off.

WPCSA Obstacle - Cross County. Driven over an outside course of approximately 1 km (.6 mile) including natural and artificial obstacles that might be encountered on a country drive (water, bridge, log pile, hay rolls, etc.). Specific time allowed. Scored on a low fault basis.

WPCSA Obstacle - Pick Your Route

1. To be driven over a course of obstacles (paired markers) with no set route. The number of obstacles to be proportionate to the dimensions of the driving area. Not to exceed 20 obstacles.
2. Typically obstacles in this type of class are not measured for each entry, but are set at 2.5 meters or 8'3" at the start of the competition, and only reset in the event of a knockdown.
3. After passing the starting line, the driver shall proceed through each obstacle to the designated finish line, choosing their own route. Each obstacle is to be negotiated once and only once, but may be approached from either direction.
4. Course faults are scored as penalty seconds and are added to the driver's elapsed time. Placings are determined on a low total time basis. Ties for first will be decided by a drive-off (unless otherwise stated in the prize list).
5. Penalties (as they differ from those under penalties section):

a) Knocking down or dislodging obstacle	5 seconds
b) Driving through an obstacle again	10 seconds each time
c) Missing an obstacle	Elimination

Also see USEF Rule Book Open Driving division for complete rules.

Article 115.3 *WPCSA DRAFT DRIVING*

Separate divisions can be offered for single and multiple hitches (2, 3, 4). Ponies/Cobs/Half-Welsh and Part-Breds may compete together. Driving classes are open to both Juniors and Adults.

Article 115.3.1 General Utility is stressed for animals, harness and draft vehicles. Traditional type carts, such as road carts or stud carts, are suitable for singles and fifth wheel hitch wagons for multiples. Inappropriate equipment to be penalized. Fancy equipment not to count over a neat suitable working outfit. Animals to wear long natural mane and tail. Braiding with decorations optional. . Tails not to be docked. Clipping of fetlocks optional. If shod, shoeing must be of reasonable limits for the size of animal.

To be shown to a suitable four-wheel vehicle or cart for singles and tandem multiples. Draft type harness is required. Pleasure-type harness with collars is not considered to be appropriate draft harness. Animals connected with other than a singletree, doubletree, neck yoke or spreader bar will be penalized. No one may assist the driver in any way except in an emergency. Passengers are permitted. 12.2 hands and under and 12.2 hands to 14.2 hands may be combined within a hitch.

Animal to be compact and stylish, stand squarely on its legs and be well-muscled.

To be shown both ways of the ring at a flatfooted walk and working trot. To halt, stand quietly and back readily. Individual maneuvers may be requested. Pairs should at all times show an ability to work as a unit with evenness of tugs.

Article 115.3.2 Gaits Single and multiple hitch classes shall be shown both ways of the ring at a flat-footed walk and working trot. They should halt, stand quietly and back readily. In case of a

workoff, the judge is not required to request all gaits, but entries in the workoff must be worked both ways of the ring at each gait requested. Individual maneuvers that may be requested include:

1. One or two figures of eight, beginning and concluding at the center of each figure of eight.
2. Halt from a walk or trot, rein straight back four steps and move forward into the former position.
3. Swing (fan) to the right and to the left keeping the vehicle as stationary as possible while the front wheels are positioned between two pylons or markers.
4. Reverse and roll back on the rail in lieu of reversing on the diagonal.

Each entry must perform with responsiveness and maneuverability. Each animal on the rail must work uniformly with its mate and is expected to slightly lengthen its stride on the corners. The action should be prompt, springy and snappy with no visible sign of unsoundness. All animals showing evidence of lameness must be excused. Gaits required are flat-footed walk and working trot.

Article 115.3.3 Attire Men shall be attired in jacket and slacks or suits. Hats, ties and gloves are required. Whips and aprons are optional.

Ladies shall be attired in appropriate long dress, slack suit, dress suit, dress, or skirt and blouse. Bare shoulders are not appropriate. Hats and gloves are required. Whips and aprons are optional.

Article 115.3.4 Groom/Attendant One (1) person may stand or head any single or hitch. Attendants or grooms, while in the show ring, shall be appropriately attired in jacket and slacks, suit, or suitable stable coat.

Article 115.3.5 Judging Criteria

Single Hitch - the point of the shafts should not extend in front of the chest where there is a risk of the bit or rein catching.

Team - Each Pony/Cob needs to have equal draft at either gait.

Tandem and Unicorn - leader should be alert and convey an image of presence and style, should not be doing all the work, and should not be notably larger than the wheeler(s). The leader's traces may be slightly loose, but never so much as to indicate flopping, and not so tight as to pull the greater weight of the vehicle.

Four Pony/Cob Hitch - leaders should not be notably taller than the wheelers. All four should move with similar action and uniformity of stride.

Six Pony/Cob Hitch - front leaders, center swingers, and rear wheelers should graduate in size and be judged similarly to the Four Pony/Cob Hitch.

Whether in Single, Tandem/Unicorn, Team, Four or Six Hitch, the Pony/Cob should fit the harness and vehicle. One should not overwhelm the other.

Conformation classes to be judged 75% on performance, manners, movement and style; 25% on breed type and conformation.

Penalties are assessed for:

- Ponies/Cobs not on the bit or resisting the bit
- Not working as a unit with teammate(s)
- Sour ears, wringing of the tail, rearing, balking

(Continued on next page)

- Pulling with the jaw and neck rather than leaning into the collar and allowing propulsion from the hind quarters
- Resistance on the turns, reverse, or rein back

Article 115.3.6 Welsh Draft Driving Class Specifications (Indicate if for Singles, Multiples, or Both)

WPCSA DRAFT WORKING

To be judged 100% on performance of animal. To be shown both ways of the ring at a flat-footed walk and working trot. To halt, stand quietly, and back readily. Individual maneuvers may be requested. Examples of individual tests include: figure eights, 90 degree swings to left and right, and backing.

WPCSA CONFORMATION DRAFT STAKE

To be judged 75% on performance, manners, movement and style; 25% on breed type and conformation. To be shown both ways of the ring at a flat-footed walk and working trot. To halt, stand quietly, and back readily. Individual maneuvers may be requested. Examples of individual tests include: figure eights, 90 degree swings to left and right, and backing.

Article 115.4 *WPCSA ROADSTER* (12.2 & Under)

Article 115.4.1 General A Welsh Roadster Pony is best known for its principal gait, the trot, which consists of three different speeds: the slow jog-trot, the fast road gait, and full speed or "drive-on." The Roadster Pony should display a free and easy stride, with a keenness or desire to move on. Hooves should not be excessively long, nor should shoes be excessively heavy. Roadsters must enter the ring clockwise at a jog-trot then show at the Road Gait; turn counter clockwise at the jog-trot, show at the Road Gait and then trot at speed. At all speeds they should work in form; that is, their chins set and their legs working beneath them, going collectedly. At the trot, an animal whose action features folding of the knees, flexing of hocks, with straight true action of front legs and with hocks carried close together and with motions coordinated, is executing a balanced trot. Long sprawling action in front, dragging or trailing hind legs and straddle gaited action behind makes a balanced trot impossible. Animation, brilliance and show ring presence should characterize the Roadster in working at a jog-trot or Road Gait. When asked to drive on, the animal must show speed and go in form. Pacey gaited or mixed gaited animals that pace and rack the turns or break and run on the turns shall be penalized.

Animals should be shown on the rail at all times except when passing and should go to the far end of every corner without side reining; should be light mouthed, capable of being taken up at any time, and stand well when being judged in the center of the ring.

Performance at all three gaits should be strongly considered. In the event of a work off, entries chosen must be worked both ways of the ring, as in the original routine.

During the line-up, headers are permitted. However, the header must not touch the entry except for safety reasons. During a workout, the header may uncheck and hold the entry. Headers must take no action that would affect the performance of the animal.

To be judged at the jog-trot, Road Gait and then at speed. To be judged 75% on performance, manners, style and speed in form; 25% on breed type.

Article 115.4.2 Equipment

Entries may be penalized without proper equipment. A running martingale is mandatory. Roadster harness consists of the following: a square blinkered bridle with snaffle bit, over check rein with separate check bit, cavesson, and running martingale. The saddle (backpad) is complete with girth

and wrap straps; back strap with buckled or sewn on crupper (latter may be plain or padded). The breast collar may have flat or round traces, and reins of tan leather may be round up to the hand pieces. Flat reins are acceptable. Additional harness parts are: Thimbles - used when no tug stops are on the shafts; Hand-holds are permitted on the reins; Quarter boots, hinged boots, or bell boots may be worn. Roadsters shall be shown to a bike.

Article 115.4.3 Attire Exhibitor shall wear stable colors, cap and jacket to match. The exhibitor's number must be worn on the back of the driver.

Article 115.4.4 Roadster Class Specifications

WPCSA WORKING ROADSTER TO BIKE

To be judged 100% on performance. To be shown clockwise at the slow jog-trot and fast Road Gait and then counterclockwise at the slow jog-trot, fast Road Gait, and full speed. May be asked to work off in the original routine.

WPCSA CONFORMATION ROADSTER TO BIKE STAKE

To be judged 75% on performance, manners, movement and style; 25% on breed type and conformation. To be shown clockwise at the slow jog-trot and fast Road Gait and then counterclockwise at the slow jog-trot, fast Road Gait and full speed. May be asked to work off in the original routine.

Article 115.5 *WPCSA FINE HARNESS*

Article 115.5.1 General A Welsh Fine Harness Pony may be described as the "peacock" of the show ring. Its collected motion should be lofty, airy, balanced, and reaching. The Pony should possess presence, elegance, and refinement, with energy directed towards animation rather than speed.

Hooves should not be excessively long and shoes should not be excessively heavy. Ponies to wear long natural mane and long unset, ungingered tail. The foretop and first strand behind the ears may be braided.

Article 115.5.2 Qualifying Gaits

In true form, knees are folded, hocks are flexed, and the head and chin set while performing at a free animated park trot and an animated walk. The trot features coordination with straight true, shoulder motion in front, and flexing hocks working close together. A rolling reach from the shoulder is preferable to vertical motion with jerkiness and hesitation. Energy should be directed towards animation and speed is to be penalized. The stylish elegant walk is highly collected, either a two or four-beat gait, at a slow, regulated speed.

Fine Harness Ponies enter the ring counterclockwise at a park trot. They are asked to work at an animated walk, to reverse across the ring at the walk, and then work at the park trot clockwise.

Upon lining up, one appropriately dressed attendant may head each entry, but is to take no action involving the performance of the Pony. The overcheck is unfastened by the attendant to permit evaluation of conformation and manners.

Each entry must stand squarely or slightly extended and should remain quiet and alert. If asked to back, extended Ponies are permitted to collect before backing.

Article 115.5.3 Appointments and Attire

Fine harness with snaffle bit and either overcheck or sidecheck is required and must be used with a separate check/bridoon bit. Roadster type harness without thimbles may be used. A spoon crupper

or humane tail brace and wig or switch are optional. Quarter boots may be worn. To be shown to a viceroy or miniature fine harness rig. Ladies' attire should consist of a conservative dress, tailored suit, or jacket with coordinating slacks, non-floppy hat, and gloves. Gentlemen should wear a suit, or jacket with coordinating trousers, shirt, tie, hat, and gloves. A riding habit is acceptable. Lap robe (driving apron) and whip are optional. No lap robe should be used in evening formal class.

Article 115.5.4 Judging Criteria

Conformation classes to be judged 75% on performance, manners, movement and style; 25% on breed type and conformation. Working classes to be judged 100% on performance. A Pony suitable for open classes may not be suitable as a Ladies or Junior Exhibitor's Fine Harness entry.

Penalties are assessed for:

- Tossing the head, fighting the bit, carrying the head to one side, or opening the mouth
- Bucking, rearing, balking, kicking
- Resistance on the rail, in the lineup, or while backing
- Not performing at the required gait

Article 115.5.5 Fine Harness Class Specifications

WPCSA WORKING FINE HARNESS

To be judged 100% on performance. To be shown at the park trot (counterclockwise first) and an animated walk. To reverse across the ring at a walk and then park trot clockwise. May be asked to back in the lineup.

WPCSA CONFORMATION FINE HARNESS STAKE

To be judged 75% on performance, manners, movement, and style; 25% on breed type and conformation. To be shown at the park trot (counterclockwise first) and an animated walk. To reverse across the ring at a walk and then park trot clockwise. May be asked to back in the lineup.

Article 115.6 *WPCSA FORMAL DRIVING*

Article 115.6.1 General The Formal Driving Pony/Cob is a picture of elegance. A good shoulder angulation, good length of neck, natural foot and unweighted shoe, provide the basis for the animation. To be shown both ways of the ring at an animated natural trot and animated walk. Faulty or laboring action to be severely penalized. To stand quietly and back readily. To be judged 75% on performance, manners, movement and style, 25% on breed type and conformation in conformation classes and 100% performance in working classes. Attendants are allowed, but not mandatory. Upon lining up, one appropriately attired attendant may head each entry, may straighten the animal and uncheck it, but may take no action involving the performance of the Pony/Cob.

Article 115.6.2 Equipment Pads may be used, but additional weight of any kind is prohibited. Any animal wearing quarter boots, a spoon crupper, or humane tail brace or false tail shall be disqualified. To be shown to a suitable four-wheeled vehicle, but not a viceroy or fine harness buggy.

Article 115.6.3 Qualifying Gaits Ring entry is made counterclockwise at an animated trot. Entries to perform both ways of the ring at an animated walk and animated natural trot. Reversing should be done across the diagonal of the arena.

Article 115.6.4 Appointments and Attire Any type of harness appropriate to the four wheeled vehicle used is acceptable, but must include a cavesson. Roadster type harness without thimbles may be used. Ladies' attire should consist of a conservative dress, tailored suit, or jacket with coordinating slacks, non-floppy hat and gloves. Gentlemen should wear a suit, or jacket with coordinating trousers, shirt, tie, hat and gloves. Lap robes/driving aprons and whips are required.

Prohibited:

- Any shoe weights
- Feet or shoes exceeding the limits
- A spoon crupper, humane tail brace, or false tail
- Quarter boots
- Set or gingered tail

Bearing in mind that this is a formal class, the chosen attire should be appropriate to the vehicle and the time of day.

Article 115.6.5 Judging Criteria

Penalties assessed for:

- Resistance on the rail or in the line-up
- Fighting the bit, opening the mouth excessively, tossing of the head
- Not performing the required gait

Disqualification:

- Using prohibited equipment or materials

Article 115.6.6 Formal Driving Class Specifications

WPCSA CONFORMATION FORMAL DRIVING

To be judged 75% on performance, manners, movement and style; 25% on breed type and conformation. To enter the ring counterclockwise at an animated trot. To be shown at an animated walk and animated trot both ways of the ring and reverse across the diagonal. To stand quietly and back readily.

WPCSA WORKING FORMAL DRIVING

To be judged 100% on performance. To enter the ring counterclockwise at an animated trot. To be shown at an animated walk and animated trot both ways of the ring and reverse across the diagonal. To stand quietly and back readily.

WPCSA CONFORMATION FORMAL DRIVING STAKE

To be judged 75% on performance, manners, movement, and style; 25% on breed type and conformation. To enter the ring counterclockwise at an animated trot. To be shown at an animated walk and animated trot both ways of the ring and reverse across the diagonal. To stand quietly and back readily.

Article 116 DRIVING CLASSES

Article 116.1 WPCSA OPEN PLEASURE DRIVING CLASSIC

Open to all drivers with ponies/cobs/ Half-Welsh/Part-Bred, Stallions, mares or geldings. To be judged both ways of the ring at a walk, working trot and trot-on. To stand quietly, both on the rail and while lined up and to rein back. To be judged 75% on performance, manners, movement and style; 25% on conformation. Up to three tests may be asked for. (See Article 111.14.) Classes may only be split randomly for safety but may not be split by any other criteria.

Article 116.2 DRIVE AND RIDE

Open to all riders/drivers with ponies/cobs/ Half-Welsh/Part-Bred. The entry may be driven by one person and ridden by another, but no more than three people total (including grooms) may assist in the ring. To be shown to a suitable two or four-wheeled vehicle and shown both ways of the ring at a walk, working trot and trot on and stand quietly and to back readily. Then to be unhitched in the ring and tacked in either English or Western gear. Then shown at a walk, trot/jog and canter/lope both ways of the ring on light contact. To stand quietly and back readily. Each section to count equally and be judged 100% on performance, manners, movement and style. If entries warrant, this class may be split, but an animal may not enter more than one of those splits.

Removing the bridle from an animal harnessed to a vehicle, or leaving an animal unattended while hitched, anywhere on the show grounds, will result in instant elimination and removal from the show grounds.

Article 116.3 CARRIAGE DRIVING REINSMANSHIP

Open to all drivers with ponies/cobs/Half-Welsh/Part-Bred. A Pleasure Driving class in which entries are judged primarily on the ability and skill of the driver. To be shown at a walk, slow trot, working trot, and strong trot. Drivers shall be required to rein back. All drivers chosen for a workout may be worked at any gait requested by the judge and may be asked to execute a figure of eight and/or perform other appropriate tests. The driver should be seated comfortably on the box so as to be relaxed and effective. Either the one or two-handed method of driving is acceptable. Common to both methods, the elbows and arms should be close to the body with an allowing, but steady hand enabling a consistent "feel" with the animal's mouth. Drivers should not be penalized or rewarded for using one general style over another. In order to evaluate a driver's versatility, the judge may request a test involving driving with one hand. To be judged: 75% on handling of reins and whip, control, posture, and overall appearance of driver; 25% on the condition of harness and vehicle and neatness of attire. Does not count towards the carriage Driving Division. If entries warrant, this class may be split, but an exhibitor may not enter more than one of those splits.

Article 117 EQUITATION & HANDLER

Unsoundness does not penalize an equitation competitor unless it is sufficiently severe to impair the required performance. In such cases, the imposition of a penalty is at the judge's discretion.

Article 117.1 *WPCSA SHORT STIRRUP AND LONG STIRRUP EQUITATION*

Article 117.1.1 General To be judged 100% on hands, seat and control, and suitability of mount. Riders in this division (including the Under Saddle class) may not compete in any other WPCSA over fences division or classes at the same show where the fences exceed 18". Short and Long Stirrup Equitation riders may enter low hunter and jump 18".

Fences to be cross-rails not to exceed 18" at the center. A ground line is required on the front side of all obstacles. Flower boxes and brush are acceptable as ground lines but the height may not exceed the lowest point of the cross-rail. Courses to be set with a minimum of four (4) obstacles with eight (8) jumping efforts required.

In the Equitation under saddle class, exhibitors are to be shown at a walk, trot, and canter both ways of the ring. Judges may not ask for a hand gallop.

Article 117.1.2 *WPCSA SHORT STIRRUP EQUITATION*

Article 117.1.2.1 General Division is open to riders 12 years and under mounted on Ponies/Cobs/Half Welsh/Part-Bred mares or geldings (no stallions). If there are fewer than three (3) entries in the competition, Short Stirrup Equitation may be combined with Long Stirrup Equitation as long as no stallions are in the Under Saddle class.

Article 117.1.2.2 Short Stirrup Equitation Class Specifications

WPCSA SHORT STIRRUP EQUITATION OVER FENCES

WPCSA SHORT STIRRUP EQUITATION UNDER SADDLE

ARTICLE 117.1.3 *LONG STIRRUP EQUITATION* **Article 117.1.3.1 General** Division is open to riders 13-Adults. Classes are open to all Ponies/Cobs/Half Welsh/Part-Bred. If there are fewer than three (3) entries in the competition, Long Stirrup Equitation may be combined with Short Stirrup Equitation as long as no stallions are in the Under Saddle class.

Article 117.1.3.2 Long Stirrup Equitation Class Specifications

WPCSA LONG STIRRUP EQUITATION OVER FENCES

WPCSA LONG STIRRUP EQUITATION UNDER SADDLE

Article 117.2 *WPCSA HUNTER SEAT, WPCSA SADDLE SEAT, WPCSA STOCK SEAT EQUITATION*

Article 117.2.1 General The Equitation Division is divided into three sections: Hunter, Saddle, and Stock Seats and is open to all Ponies/Cobs/Half-Welsh/Part-Bred. Classes must be divided by Junior and Adult exhibitors.

Equitation divisions do not require a Welsh judge. Only the rider is being judged, therefore any animal that is suitable for a particular style of riding (i.e., Hunter Seat, Saddle Seat, Stock Seat) and is capable of performing the required class routine is acceptable.

Prize Money Offering of prize money in Equitation classes for Junior exhibitors is forbidden. In Equitation classes, the rider is the competitor and wins the award.

Ribbons In equitation classes ribbons must be awarded for first through sixth place.

Numbers Numbers must be worn on the rider's back and must be clearly visible at all times when in competition.

Side Saddles Side saddles are not permitted in Junior equitation classes or Adult Saddle Seat equitation classes.

Side saddle riders should sit square in the saddle, spine to be perpendicular to animal's backbone. Shoulders to be square and back. Head straight and level. The left leg should hang straight down naturally and close to the animal's side. The heel should be down and the stirrup resting on the ball of the foot, exactly as an astride rider. The left knee rests against the saddle. The lower portion of the rein arm should be parallel with the ground and the reining hand over the right knee. The upper rein arm will take about a 30 degree angle. Side saddle riders must wear an apron if showing in classes where chaps are required.

Article 117.2.2 Judging Any rider not having their mount under sufficient control will be dismissed from the ring and disqualified from that class.

Riders must remain on the same mount throughout all phases of a class until the judge requests a change. No rider can be asked to perform a test on another animal before they have performed the same test on their own.

Attendants are not allowed in the ring except at the request of the judge.

When additional tests are desired, the judge's instructions to riders are publicly announced. It is suggested that the judge go over these instructions with the announcer immediately before they are announced to assure mutual understanding of the wording.

Judges may not confer with riders individually during the line-up. (Exception: verbal testing)

If eliminations for a class are separated from the final phase, the performance in each phase has equal consideration. The final phase will be conducted in the same manner as the elimination, except a different course can be used in the Hunter Seat classes, and different tests can be used in all classes. If a posted workout is to be used at a later time, it should be publicly announced and should be posted near the in-gate before the workout is called.

Article 117.3 *WPCSA HUNTER SEAT EQUITATION*

Article 117.3.1 Position

General Rider should have a workmanlike appearance, seat and hands light and supple, conveying the impression of complete control should any emergency arise.

Hands Hands should be over and in front of animal's withers, knuckles thirty degrees inside the vertical, hands slightly apart and making a straight line from animal's mouth to rider's elbow. Method of holding reins is optional and bight of reins may fall on either side. However, all reins must be picked up at the same time.

Basic Position The eyes should be up and shoulders back. Toes should be at an angle best suited to rider's conformation: ankles flexed in, heels down, calf of leg in contact with animal and slightly behind girth. Iron should be on the ball of the foot and must not be tied to the girth.

Position in Motion At the walk, sitting trot and canter, body should be a couple of degrees in front of the vertical; posting trot, inclined forward; galloping and jumping, same inclination as the posting trot.

Mounting & Dismounting To mount, take up reins in left hand and place hand on withers. Grasp stirrup leather with right hand and insert left foot in stirrup, toe in girth and mount. To dismount, rider may either step down or slide down. The size of rider must be taken into consideration.

Article 117.3.2 Appointments

Personal Exhibitors and judges should bear in mind that at all times entries are being judged on ability rather than on personal attire. Riders should wear coats of any tweed or Melton for hunting (conservative wash jackets in season), breeches or jodhpurs and boots. Conservative protective headgear in accordance with Article 106 is mandatory. Spurs, crops, or bats are optional. Judges may penalize contestants who do not conform.

Tack Regulation snaffles, pelhams and full bridles, all with cavesson nose bands, are recommended. A judge at their own discretion can penalize an animal with nonconventional types of bits or nose bands. Boots and conservative colored bandages are permitted. Type of saddle is optional. Martingales are optional in classes over obstacles and in classes requiring both jumps and flat work. They are prohibited in flat classes. Any change of equipment during a class can be penalized at the discretion of the judge. (Note: adding or taking off a martingale from one phase to another is not considered a change.)

Article 117.3.3 Class Routine

Over Fences The performance begins when the animal enters the ring or is given the signal to proceed after entering ring. Except for refusals, jumping faults of the animal are not to be considered unless it is the result of the rider's ability.

No rider can be eliminated until ten riders have completed the course, or a number equal to the ribbons being awarded. (Exception: three refusals, fall of animal and/or rider and off course)

The following will result in elimination: a) fall of animal and/or rider; b) three cumulative refusals; and c) off course. If elimination occurs during a ride-off, the competitor is placed last of all those chosen for the ride-off.

The following constitute major faults and can be cause for elimination: a) a refusal; b) loss of stirrup; c) trotting while on course when not part of a test and d) loss of reins.

Each competitor may circle once before approaching the first obstacle. The competitor then proceeds around course keeping an even pace throughout. If a refusal occurs in a double or triple, competitors must rejump all obstacles in the combination. Any or all competitors may be called back to perform at a walk, trot, and canter or to execute any appropriate tests included in class requirements.

Under Saddle Competitors shall enter ring and proceed at least once around ring at each gait and, on command, reverse and repeat. Riders may be asked to work collectively without stirrups in Intermediate, 14 and over and Open classes. The order to reverse can be executed by turning either toward or away from the rail. Light contact with animal's mouth is required. Entries then line up on command. Any or all riders may be required to execute any appropriate tests included in class requirements. All tests used must be on the flat. Judges are encouraged to call for at least two tests of the top contestants.

Outside assistance will be penalized at the judge's discretion. In cases of broken equipment or loss of shoe, the competitor must continue or be eliminated.

Article 117.3.4 Course Requirements Classes must be held over at least six obstacles. Animals 13.2 and under jump 2' and over 13.2 jump 2'6". Combinations are prohibited in classes restricted

to riders 12 years old and under. All combinations must be numbered with a single number and the designations A and B or A, B, and C on the course diagram.

Article 117.3.5 Tests Tests may be performed either collectively or individually, but no other tests may be used. Instructions must be publicly announced.

The following is the list from which judges must choose:

1. Halt (4 to 6 seconds) and/or back.
2. Hand gallop.
3. Figure eight at trot, demonstrating change of diagonals. At left diagonal, rider should be sitting the saddle when left front leg is on the ground; at right diagonal, rider should be sitting the saddle when right front leg is on the ground; when circling clockwise at a trot, rider should be on the left diagonal; when circling counterclockwise, rider should be on the right diagonal.
4. Figure eight at canter on correct lead, demonstrating simple change of lead. This is a change whereby the animal is brought back into a walk or trot and restarted into a canter on the opposite lead. Figures to be commenced in center of two circles so that one change of lead is shown.
5. Work collectively at a walk, trot or canter.
6. Pull up and halt (4 to 6 seconds).
7. Jump obstacles on figure eight course.
8. Ride without stirrups, or drop and pick up stirrups.
9. Jump low obstacles at a walk and trot as well as at a canter.
10. Dismount and mount. Individually.
11. Turn on the forehand.
12. Figure eight at canter on correct lead demonstrating flying change of lead.
13. Execute serpentine at a trot and/or canter on correct lead demonstrating simple or flying changes of lead.
14. Change leads on a line demonstrating a simple or flying change of lead.
15. Change animals. (Note: this test is the equivalent of two tests.)
16. Canter on counter lead. (Note: no more than twelve animals may counter canter at one time.)
17. Turn on the haunches from the walk.
18. Demonstration ride of approximately one minute. Rider must advise judge beforehand what ride they plan to demonstrate.
19. Verbal test - Question(s) regarding basic tack and equipment, stable management or anatomy of the animal. The same question(s) asked of each rider.

Article 117.4 *WPCSA SADDLE SEAT EQUITATION*

Article 117.4.1 Position

General Judges should note that the required Equitation Seat should in no way be exaggerated, but be thoroughly efficient and most comfortable for riding the type of animal called for at any gait and for any length of time.

In Saddle Seat Equitation classes, riders should convey impression of effective and easy control. To show an animal well, the rider should show herself/himself to the best advantage. Ring showmanship must be taken into consideration by the judge(s). A complete picture of the whole is of major importance.

Hands Hands should be held in an easy position, neither perpendicular nor horizontal to the saddle and should show sympathy, adaptability, and control. The height the hands are held above the animal's withers is a matter of how and where the animal carries her/his head. The method of holding the reins is optional, however, both hands must be used and all reins must be picked up at one time. Bight of rein should be on the off side.

Basic Position To obtain proper position, rider should place herself/himself comfortably in the saddle and find her/his center of gravity by sitting with a slight bend at the knees, but without use of irons. While in this position, adjust leathers to fit. Irons should be placed under ball of foot (not toe or "home") with even pressure on entire width of sole and center of iron. Foot position should be natural (neither extremely in nor out).

Position in Motion Walk: slight motion in saddle. Trot: slight elevation in saddle posting; hips under body not mechanical up-and-down nor swinging forward and backward. Canter: close seat, going with animal.

Article 117.4.2 Appointments Exhibitors and judges should bear in mind that at all times entries are being judged on ability. However, neatness is the first requisite regarding a rider's attire, and the following requirements are based on tradition and general present-day customs. Judges must eliminate those competitors who do not conform. Adjustments to tack and attire for valid medical reasons are permitted provided the steward/Technical Delegate/Rules Commission is notified prior to the class.

Entries shall be shown in pelham bits or full bridles (curb and snaffle). Martingales or similar tie-downs are prohibited. Saddles should be flat English-type. Forward seat, Western, and Side Saddles are prohibited.

Conservative colors are required (i.e. herringbone, pin stripes and other combinations of colors that appear to be solid). Solid colors include black, blue, grey, dark burgundy, dark green, beige, or brown jacket with matching jodhpurs, derby or soft hat and jodhpur boots.

Article 117.4.3 Class Routine Riders enter the ring turning to the right and proceed counterclockwise. The class proceeds at least once around the ring at each gait and on command, will reverse and repeat. The order to reverse can be executed by turning either towards or away from the rail. Entries will line up on command and any or all riders may be required to execute any appropriate tests included in class requirements. Judges are encouraged to call for at least two tests of the top competitors. When individual tests are called for, the judge's opinion rests on a 50-50 analysis of the rail work and the individual tests.

Article 117.4.4 Tests Tests may be performed either individually or collectively, but no other tests may be used. Instructions must be publicly announced. In Medal and Championship classes individual workout instructions must be written down by the judge and delivered to the announcer at the beginning of the class.

Instructions can be posted at the judge's discretion provided it is announced and posted at least one hour prior to the session in which the class is held.

Tests from which the judges must choose:

1. Pick up reins.
2. Circle at a trot.
3. Performance on rail.
4. Performance around ring.
5. Feet disengaged from stirrups. Feet engaged. In the line-up only.
6. Change of diagonals down center of ring or on the rail.
7. Execute serpentine at a trot. A series of left and right half circles off center of imaginary line where correct diagonal must be shown.
8. Back for not more than eight steps.
9. Figure eight at trot demonstrating change of diagonals. Unless specified, it may be started either facing the center or away from the center. If started facing the center, it must be commenced from a halt. At left diagonal, rider should be sitting the saddle when left front leg is on the

ground; at right diagonal, rider should be sitting the saddle when right front leg is on the ground. When circling clockwise, rider should be on left diagonal; when circling counterclockwise, rider should be on right diagonal.

10. Execute serpentine at a canter on correct lead demonstrating a simple change of lead. This is a change whereby the animal is brought back into a halt/walk and restarted into a canter on the opposite lead.
11. Circle at the canter on the correct lead.
12. Figure eight at canter on a correct lead demonstrating simple change of lead. (This is a change whereby the animal is brought back into a halt/walk and restarted into a canter on the opposite lead.) Unless specified it can be started either facing the center or away from the center. If started facing the center it must be commenced from a halt. Figures are commenced in center of two circles so that one lead change is shown.
13. Change leads down center of ring or on the rail demonstrating simple change of lead. The judge must specify exact lead changes to be executed and the beginning lead. In a simple change of lead, the animal is brought back to a halt/walk and restarted into a canter on the opposite lead from the halt or walk.
14. Ride without stirrups for a brief period of time, no more than one minute at the trotting phase. Riders may be asked to engage stirrups at a halt or walk.
15. Demonstration ride of approximately one minute on own mount. Movements must be selected from Tests 1-14 above. Rider must advise judge beforehand what ride they plan to demonstrate. Riders must have with them two copies (one for judge and one for announcer) of a written one minute work-out in case the judge asks for this test. The test must be stopped at the end of one minute, but the rider will not be penalized for not completing it.
16. Exchange animals, no more than three pairs of riders to exchange. Saddle can be exchanged. The attendant for each animal being exchanged must be allowed in the ring only to facilitate the change.

Article 117.5 *WPCSA STOCK SEAT EQUITATION*

Article 117.5.1 General Riders will be judged on seat, hands, performance of animal, appointments of animal and rider, and suitability of animal to rider. Results as shown by the performance of the animal are NOT to be considered more important than the method used in obtaining them.

There are certain recognized patterns of showing a Stock animal in a ring and these patterns should be adhered to. A contestant who is off pattern will be disqualified and will not receive any award, except in a ride-off where the contestant will be placed last of those chosen for the ride-off.

The animal should be in perfect balance at all times, working entirely off their haunches. Neck and head should be in a direct line with body, mouth closed, and head at normal height.

It must be remembered that, above all, a Stock animal is one that responds instantly and smoothly to all aids.

The figure eight is executed at a lope once or twice, and of sufficient size to avoid short, choppy turns. One figure eight demonstrates two flying changes. Two figure eights demonstrates four changes and are completed in the same manner.

Due to the difficulty of properly fitting tack, riders are not asked to change animals.

Article 117.5.2 Position

Basic Position The stirrup should be just short enough to allow heels to be lower than toes. Body always should appear comfortable, relaxed and flexible. Feet should be placed in the stirrups with weight on ball of the foot. Consideration, however, should be given to the width of the stirrups,

which vary on Western saddles. If stirrups are wide, the foot may have the appearance of being "home" when, in reality the weight is being properly carried on the ball of the foot.

Arms are in a straight line with body, the one holding reins bent at elbow. Only one hand is to be used for reining, and hand shall not be changed. Two hands may be used when riding Junior performance animals shown with hackamore or snaffle bit. Hand to be around reins. When split reins are used and ends of split reins fall on the same side as reining hand, one finger between reins is permitted. When using romal or when ends of split reins are held in hand not used for reining, no finger between reins is allowed. The position of the hand not being used for reining is optional, but it should be kept free of the animal and equipment and held in a relaxed manner with the rider's body straight at all times. Rider can hold romal or end of split reins to keep from swinging and to adjust the position of the reins, provided it is held at least 16 inches from the reining hand. Reins are to be carried immediately above or slightly in front of the saddle horn. Bracing against horn or coiled reata is penalized.

Position in Motion Rider should sit to jog and not post. At the lope, rider should be close to saddle. All movements of animal should be governed by the use of imperceptible aids and the shifting of rider's weight is not desirable.

The knuckles of the reining hand should be vertical with the ground and the reining hand should always be held directly over the right knee and in no way forward of this knee.

The upper portion of the inactive arm should be vertical with the body and the elbow of this arm should not protrude to the rear of the upper body. When using closed reins, the inactive hand should be closed around the free ends of the reins and the lower portion of this arm held at about a 45 degree angle in a natural position.

Article 117.5.3 Appointments Competitors may be penalized for incomplete appointments, but not necessarily disqualified.

Personal Clothing must be workmanlike and neat. Riders to wear a long-sleeved shirt or a one piece equitation suit with a collar and cuffs and with either buttons or snaps. A zipper is permissible under the shirt post with the buttons or snaps being visible on the shirt post. Pants are to be worn with a belt under loops. Protective headgear (required for Juniors) or Western hat, Western style boots, chaps and a necktie, kerchief or bolo tie are required. Spurs are optional. Hair must be neat and securely fastened.

Tack The saddle must fit the rider. It may be slick or swelled fork, have a high or low cantle, but must definitely be sized to the rider. Nothing that would prevent the stirrups from hanging freely shall be added to or deleted from a standard Western saddle.

There shall be no discrimination against any standard Western bit. Curb chains and leather chin straps may be used, but must be flat and at least ½" in width, and lie flat against the jaws of the animal. No wire, rawhide, metal or other substance can be used in conjunction with or as part of the leather chin strap or curb chains.

Tie-downs, running martingales, draw reins, and cavesson-type nosebands are prohibited (see Article 112.2.6 for a complete list of prohibited bits/equipment). Silver equipment may be used but shall not be given preference over good working equipment.

Bandages and boots of any type are prohibited. In the event of injury, the judge may permit a protective bandage. In Stock Seat Equitation classes where a stock animal's routine is required, the use of shin, bell boots and/or protective bandages on the front legs and standard sliding or rundown boots on the rear fetlocks are permitted.

Article 117.5.4 Class Routine Riders enter the ring at a walk or jog and are judged at a flat-footed four-beat walk, two-beat jog and a three-beat lope both ways of the ring. The order to reverse may be executed by turning toward or away from the rail. All competitors are required to back in a straight line during the line up in all classes. Judges are encouraged to call for at least two tests to be performed by competitors being considered for an award. Due to the difficulty of properly fitting tack, riders shall not be asked to change animals.

Article 117.5.5 Tests Tests can be performed either collectively or individually, but no other tests may be used. Instructions must be publicly announced. Judges must post the pattern at least one hour before the class.

Tests from which judges must choose:

1. Back.
2. Individual performance on the rail.
3. Figure eight at the jog.
4. Lope and stop.
5. Figure eight at lope on correct lead, demonstrating simple change of lead (this is a change whereby the animal is brought back into walk or jog and restarted into a lope on the opposite lead). One figure eight demonstrates two changes of lead and is completed by closing up the last circle and stopping in the center of the eight.
6. Figure eight at lope on correct lead, demonstrating flying change of lead.
7. Change leads down center of ring, demonstrating simple change of lead.
8. Ride serpentine course, demonstrating flying change of lead at each change of direction.
9. Demonstrate sliding stop.
10. Execute 360 degree turns (spins).
11. Roll backs.

Article 117.5.6 Judging Criteria Riders will be judged on seat, hands, performance of animal, appointments of animal and rider, and suitability of animal to rider. Results as shown by the performance of the animal are NOT to be considered more important than the method used in obtaining them. Competitors may be penalized for incomplete appointments but not necessarily disqualified.

Seat Good: keeping center of balance; complete contact with saddle; straight back. Minor Faults: sitting off center; sway back; round back; losing center of balance. Major Faults: excessive body motion; popping out of saddle. Elimination: falling off animal.

Hands Good: quiet, light hands; maintaining consistent head position; proper position. Minor Faults: unsteadiness; incorrect position; Major Faults: animal's mouth gaping; heavy hands; constant bumping restrictions causing untrue gaits; touching animal; less than 16" of rein slack between hands; touching saddle to prevent fall. Elimination: two handing reins; finger between romal reins; more than one finger between split reins.

Legs Good: secure leg position; proper weight in stirrups; controlling motion; weight evenly on ball of foot; heels lower than toes. Minor Faults: uneven stirrups; motion in legs insufficient; weight in stirrups; incorrect position. Major Faults: excessive spurring; loss of contact between legs & saddle/foot & stirrup; loss of stirrup. Elimination: touching in front of cinch.

Control Good: maintaining animal in good form at consistent gaits; ability to maintain animal under adverse conditions. Minor Faults: breaking from walk to jog; breaking from jog to lope; not standing in line up; Major Faults: breaking from jog to walk; breaking from lope to jog; allowing animal to back crooked; missing leads; failure to back.

Overall Appearance Good: suitable well-fitted outfit; well-groomed animal; clean equipment; Minor Faults: saddle not suitable to rider's size; unfitted outfit; dirty boots; ungroomed animal; uncleaned equipment. Major Faults: improper appointments. Elimination: illegal equipment.

General Good: good attitude toward animal and judge; consistency of rider's form. Minor Faults: equipment not fitting animal; failure to use corners and rail; suitability of animal and rider. Major Faults: excessive voice commands; excessive circling; major delays in transition. Elimination: schooling animal; off pattern.

Article 117.6 *WPCSA LEADLINE*

Classes open to Riders 7 & under mounted on Ponies/Cobs/Half-Welsh/Part-Bred mares and geldings. To be led by an Adult or a Junior age 12 or over. Both handler and rider to be appropriately attired. English or Western attire is acceptable. No chain leadlines. Riders ineligible for other ridden classes except Costume and Leading Rein. Year-end participatory awards will be given in addition to high score awards for each of the three classes.

Article 117.6.1 Leadline Class Specifications

In all Leadline classes the leadline is to be attached to the cavesson on the English bridle or a noseband, cavesson or halter with a Western bridle. No chain leadlines allowed.

WPCSA LEADLINE WALK

Judged on equitation and suitability of mount at a walk. To stand quietly.

WPCSA LEADLINE WALK-TROT/JOG

Judged on equitation and suitability of mount at a walk and trot or jog. To stand quietly.

WPCSA LEADLINE WALK-TROT/JOG POLES

Judged on equitation and suitability of mount. To be ridden once around a course of four poles on the ground entirely at a walk or entirely at a trot or jog. Poles are to be placed at a minimum of four feet off the rail, two on each side of the ring. The poles should be placed far enough away from the entrance gate to provide an adequate sized area to start the class.



Article 117.7 *WPCSA WALK-TROT/JOG EQUITATION*

There are two separate division for Walk-Trot/Jog: riders 12 & under and riders 13- 17. Divisions may not be combined. Riders to be mounted on Ponies/Cobs/Half-Welsh/Part-Bred mares and geldings. English or Western attire is acceptable. RIDERS in this division may not compete in any other classes at this show that require jumping or cantering/loping.

Year-end high score awards will be given for both age divisions.

Article 117.7.1 Walk-Trot/Jog Equitation Class Specifications

WPCSA WALK EQUITATION


Judged on equitation and suitability of mount. To walk both ways of the ring.

WPCSA WALK-TROT/JOG EQUITATION

Judged on equitation and suitability of mount. To walk and trot or jog both ways of the ring. Possible tests to include: walk, trot or jog, turn, halt and rein back at spots marked.

WPCSA WALK-TROT/JOG POLES EQUITATION

Judged on equitation and suitability of mount. To be ridden once around a course of four poles on the ground entirely at a walk or entirely at a trot or jog. Poles are to be placed at a minimum of four feet off the rail, two on each side of the ring. The poles should be placed far enough away from the entrance gate to provide an adequate sized area to start the course.



Article 117.8 *WPCSA WALK-TROT/JOG ADULT EQUITATION*

Class open to riders 18 years of age and older on Ponies/Cobs/Half-Welsh/Part-Breds. English or Western attire is acceptable. combined. Riders to be mounted on Ponies/Cobs/Half-Welsh/Part-Bred mares and geldings. English or Western attire is acceptable. RIDERS in this division may not compete in any other classes at this show that require jumping or cantering/loping. Year-end high score award for the class will be given.

Article 117.8.1 Walk-Trot/Jog Adult Equitation Class Specifications

WPCSA WALK-TROT/JOG ADULT EQUITATION

Judged on equitation and suitability of mount. To walk and trot or jog both ways of the ring. Possible tests to include: walk, trot or jog, turn, halt and rein back at spots marked.

Article 117.9 WPCSA JUNIOR WELSH HANDLER

Class open to Juniors handling Ponies/Cobs/Half-Welsh/Part-Bred mares and geldings.

The purpose of the Junior Welsh Handler Class is to introduce and encourage Juniors to participate in the breed ring to provide Juniors with an opportunity to learn, practice, and improve in all areas of handling skill and sportsmanship. The Junior Welsh Handler Class shall be judged solely on the ability and skill of the Junior in handling their animal as in the breed ring. The show qualities of the animal shall not be considered, although cleanliness and grooming can be considered. The judge must excuse a handler and animal from the ring if, in his opinion, the handler cannot properly control the entry.

The actual routine of judging is to be consistent with the procedures utilized when judging standard halter classes. Exhibitors must enter to the left so the handler does not obscure the judge's view. Animals may enter at a trot and will be called to be judged individually. The Junior should be appropriately and conservatively dressed. The animal should be turned out for the breed ring. The judge shall evaluate the ability of the Junior to follow directions and use space wisely. Juniors should appear "ring wise," be alert to the judging progression and be prepared for changes in the judging routine. This is not a showmanship class and a showmanship pattern should not be used.

The judge shall evaluate the general conduct of Juniors in the ring. Juniors should appear prepared, confident, businesslike, and attentive. They should be courteous to both the judge and their fellow exhibitors. Juniors are expected to handle their animals without distracting the other competitors, and a Junior who crowds or disturbs other entries should be faulted. Juniors should be alert to the needs of their animals, realizing that the welfare of their entry is important. Juniors are responsible

for the control of their animals at all times. However, Juniors who exhibit impatience or heavy-handedness with their animals should be penalized.

Juniors will be judged on their ability to present their entries in the same way the animal is properly handled in the breed ring. Juniors will also be judged on their ability to make their individual entry look its best in both pose and motion. During all parts of the competition Juniors should handle their animals in a quiet, smooth, efficient manner. Juniors should strive to make the animal stand out as the most important part of the team effort. Junior handlers should keep their animal's attention, move their animals without distracting or interfering with the judge's view, and be aware of what is going on in the ring.

Class may be split by age of exhibitor as follows if entries warrant:

WPCSA JUNIOR WELSH HANDLER, 9 & UNDER

WPCSA JUNIOR WELSH HANDLER, 10-12

WPCSA JUNIOR WELSH HANDLER, 13 TO 17

Any of the classes above may be further split by age if entries warrant. They may be split randomly if there are 10 or more entries.

Article 118 *WPCSA RIDDEN TRAIL & IN-HAND TRAIL*

Article 118.1 General Classes are open to all Ponies/Cobs/Half-Welsh/Part-Breds. The animal/rider (or handler) team is judged on the correctness, efficiency and pattern accuracy with which the obstacles are negotiated and the attitude and mannerisms exhibited by the animal. Judging emphasis shall be placed on identifying the well-broke, responsive and well-mannered equine which can correctly navigate and negotiate the course.

This class is judged 100% on the performance of the equine over and between obstacles, with emphasis on manners, response to the rider and quality of movement. Judges are encouraged to advance onto the next obstacle any equine taking excessive time at an obstacle. No time outs will be allowed.

Article 118.2 Course Course diagrams must be announced and posted near the course at least one (1) hour before scheduled time of class unless they have been illustrated in the Prize List. The plan or diagram of the course must show the obstacles which must be taken in order indicated by numbers. All Trail and Working Western patterns must be posted to include both a pictorial and verbal description of the course.

Once the course is set up, no animals may be led through or around the course area. Competitors may walk the course prior to the start of the class. The judge must inspect the course prior to the start of the event. The judge may alter the course prior to the course walk with permission from the Course Designer or Show Management and has the right to remove any obstacle that is deemed to be unsafe. Any changes to the course must be made known to all Trail exhibitors. Score cards may be posted for exhibitor review by the end of the show day.

The course will include natural obstacles typically encountered on a trail. The course must be designed using the required maneuvers and optional obstacles. Combining two (2) or more of the obstacles is acceptable. Courses can be designed to either be adjusted between trail classes, or to apply for all trail classes, assuming distances and heights are correct for obstacles that may vary in cadence across classes (trot/jog-overs, canter/lope-overs, etc.).

Courses must include a minimum of six (6) obstacles and a maximum of twelve (12). Tests which may be required include:

1. Negotiating a gate
2. Carrying objects from one part of the arena to another
3. Stepping over simulated brush, logs or poles (natural logs are encouraged but not required)
4. Crossing a bridge
5. Riding down into and up out of ditch without lunging or jumping
6. Backing through obstacles
7. Side passing
8. Weaving through cones
9. And/or otherwise performing over any reasonable conditions encountered along the trail

Unnatural obstacles shall not be used. See Article 118.3 for details on allowed and prohibited obstacles.

Cadence between obstacles should be considered as part of the maneuver score. Each animal is required to show specific gaits required for each class.

- Adult and Junior Ridden Trail: Walk, Trot/Jog and Canter/Lope right and left lead
- In-Hand Trail: Walk and Trot/Jog

Walk can be a part of an obstacle score or be scored in the approach to an obstacle. Trot/jog shall be scored in the approach to obstacles. In ridden trail, Canter/Lope must be lead-specific and scored in the approach to obstacles. If the gait is specified in the obstacle, (i.e. walk-over, trot-over, etc.), the gait shall be scored in the approach to, execution of, and the departure from the obstacle.

Care in preparing the course should be exercised to prevent a direct advantage to either a small or large animal. When setting courses, management should keep in mind that the idea is not to trap an animal, or eliminate it by making an obstacle too difficult.

If at any time a trail obstacle is deemed to be unsafe by the judge, it shall be repaired or removed from the course. If removed and animals have completed the course, the score for that obstacle shall be excluded from all previous rounds for that class. No animal shall be asked to repeat the course.

The same exhibitor may enter two or more animals in the same class. The same animal may enter different trail classes with an age-appropriate rider/handler, but may not enter the same class twice.

Article 118.3 Obstacle Details and Dimensions As mentioned in Article 118.2, the judge has the right to alter the course if he or she deems it is a safety concern for the animal and/or rider.

Note: All elevated poles must be in a pole holder (trail blocks, trail risers, standard jump cups or similar type of supports).

1. Walk-Over
 - a. Single poles: maximum height eight inches (8")
 - b. Multiples: maximum height six inches (6")
 - c. Minimum width between poles twenty inches (20") to twenty-four inches (24") or multiples thereof, between poles for walk-overs, depending upon difficulty desired.
 - d. May be straight, zigzagged, or raised.
2. Trot/Jog-Over
 - a. Single poles: maximum height six inches (6")
 - b. Multiples: maximum height six inches (6")
 - c. Minimum width between poles twenty-eight inches (28") to thirty-six inches (36") or multiples thereof, between poles is generally considered good spacing for trot-overs, depending upon difficulty desired.
 - d. May be straight, zigzagged, or raised.
3. Canter/Lope-Over (only for Adult and Junior Trail)
 - a. Single poles: maximum height six inches (6")
 - b. Multiples: maximum height six inches (6")
 - c. Minimum width between poles sixty-six inches (66") to seventy-two inches (72") or multiples thereof, between poles is generally considered good spacing for lope-overs, depending upon difficulty desired.
 - d. May be straight, zigzagged, or raised.
4. Jumps
 - a. Mounted or Lead Over: maximum height twelve inches (12")
 - b. Minimum width between standards of a jump: four feet (4')
 - c. Combinations: twelve feet (12') for a one stride; six feet (6') for a no stride
 - d. Box Jumps and L Jumps: poles must be at least twelve feet (12') long
5. Cavaletti
 - a. Jog-Over: three feet (3') apart or multiples thereof (space is measured between poles)
 - b. Lope-Over: six feet (6') apart or multiples thereof (space is measured between poles)

6. Back Throughs
 - a. On Ground: minimum twenty-eight inches (28")
 - b. Elevated: minimum thirty inches (30")
 - c. Barrels: minimum thirty-two inches (32")
7. Side Passes
 - a. Single poles (single pole, L's, V's, etc.): maximum twelve inches (12") in width
 - b. Slots: never closer than twenty-four inches (24") wide (space measured between poles)
8. Serpentine (Jog Arounds):
 - a. Pylons: minimum six feet (6') apart (base to base)
 - b. Guardrails, if used, should not be less than three feet (3') from either side of the standard or pylon
9. Gate
 - a. Gates should be safe to negotiate regardless of style
 - b. Latch should be set at a height suitable for all entrants
 - c. The approach to a gate should not be too narrow or otherwise difficult for any contestant to reach, regardless of the size of the animal
10. Bridge
 - a. Bridges should be safe to negotiate regardless of dimensions
 - b. Minimum of thirty-six inches (36") wide
 - c. Minimum of six feet (6') long
 - d. No higher than twelve inches (12")
11. Any Other Maneuvers
 - a. Figure animal's wheelbase at five feet (5') - front hooves to back hooves.
12. Prohibited Obstacles
 - a. Live animals, hides, tires, kiddie pools, PVC pipe used as a jump or walk over, rocking or moving bridges, perforated plywood, flames, logs or poles elevated in a manner that permits such to roll, pool noodles and balloons
 - b. Hay bales (can be used for décor or roping dummy, but should not otherwise be directly involved in the performance of an obstacle)
 - c. Water boxes (including those with floating, moving parts or slick bottoms)
 - d. Smoke-generating devices (i.e., fog machines, dry ice, fire extinguisher, smoke bombs, etc.)
 - e. Any obstacle that changes the approach, the obstacle itself, or the exit from the obstacles for each exhibitor, and/or other obvious unsafe elements shall not be used (at the discretion of management and judge)

Article 118.4 Scoring (For Trail and Working Western Classes)

An animal's score is calculated starting with a base score of seventy (70) (representing an average performance) and adjusting it with maneuver scores (credits and debits for performance quality in increments of one-half (1/2) ranging from negative one and one-half (-1 1/2) to positive one and one-half (+1 1/2)) and penalty points (deductions for specific faults). A score of zero (0) indicates a major performance fault but is still eligible for placing under those without zero (0) scores; being disqualified (DQ) is reserved for more serious rule violations and is not eligible for placement. Score cards for Trail and Working Western classes may be posted after the completion of the classes.

Credits

- Being balanced, carrying his head and neck in a relaxed, natural position, with the poll level with or slightly above the withers while on the line of travel between obstacles.
- Negotiating the obstacles with style and efficiency, providing correctness is not sacrificed.
- Showing attentiveness to obstacles.

- Showing the capability of picking their own way through the course when obstacles warrant it.
- Willingly responding to the rider's cues on more difficult obstacles.

Debits/Faults

- Creating any unnecessary delay while approaching obstacles.
- Having an artificial appearance over obstacles.
- Opening or gaping of the mouth excessively.
- Showing the appearance of intimidation.
- Stumbling.
- Uncontrollable speed.
- Wringing of the tail.

Article 118.5 Penalties (For Trail and Working Western Classes)

The following penalties will be applied to each occurrence and be deducted from the final score:

One-Half (1/2) Point Penalty

- Each tick or light touch of a log, cone, plant or any component of the obstacle.

One (1) Point Penalty

- Both front or hind feet in a single-stride slot or space at a walk or trot/jog.
- Break of gait or incorrect gait at the walk or trot/jog for two (2) strides or less.
- Each hit, bite, or stepping on a log, cone, plant or any component of the obstacle.
- Incorrect number of strides, if specified.
- Skipping over or failing to step into required space.
- Splitting a log (log between the two (2) front or two (2) hind feet) at the lope.
- Wrong lead or out of lead for two (2) strides or less.

Three (3) Point Penalty

- Break of gait at canter/lope (except to correct a lead).
- Break of gait at walk or trot/jog for more than two (2) strides.
- Holding the saddle with either hand (except as needed for a drag obstacle or jump).
- Missing or evading part of a log/obstacle with 1 foot.
- Severely disturbing an obstacle.
- Stepping out of or falling off an obstacle with 1 foot.
- Use of either hand to instill fear or praise.

Five (5) Point Penalty

- 1st or 2nd refusal on obstacle.
- Blatant disobediences including but not limited to kicking, biting, bucking, rearing, striking.
- Dropping an object required to be carried.
- Failure to open and shut gate, failure to complete the gate or letting go of the gate.
- Five or more steps in dismount/remount or ground tie.
- Incomplete or failed attempts at a maneuver.
- Cueing or spurring in front of the cinch/girth.
- Stepping out of or falling off an obstacle with more than 1 foot.

Zero (0) Score (Still eligible for placing under those without zero (0) scores)

- 3rd refusal on obstacle.
- Failure to enter, exit, or work obstacle from correct side or direction.
- In ridden Western and one-handed/using a curb bit, changing hands on reins or using two hands at any point in the pattern EXCEPT when necessary to work an obstacle. Once the obstacle is complete, the rider must return reins as they were when the exhibitor started the pattern.
- Dropping a rein that contacts the ground while the pony is in motion.

- Eliminates or adds maneuver.
- Failure to complete a pattern
- Failure to get correct lead or gait if specified.
- Repeated blatant disobedience.
- Running away or failing to guide where it becomes impossible to discern whether the entry is on pattern.
- Failure to wear appropriate attire as outlined in the WPCSA Rulebook. (Questions on attire should be brought to the Judge, Ring Steward or Show Management prior to the start of the class).

Disqualified (DQ) (Reserved for more serious rule violations and is not eligible for placement)

- Abuse of an animal in the show arena and/or evidence that an act of abuse has occurred prior to or during the exhibition of a pony in competition, including but not limited to excessive spurring or whipping.
- Fall of animal and/or rider.
- Lameness.
- Major disobedience.
- Leaving the course.
- Excused by the judge.
- Disrespect or misconduct by the exhibitor.
- Equipment failure that delays completion of the pattern.
- Illegal equipment (as outlined in Article 112.2.6 for Western and Article 112.1.1 for English).
- Any attachment which alters the movement of or circulation to the tail.
- Carrying a whip, bat or crop except riders with English tack/attire and all competitors in In-Hand Trail.

Article 118.6 Trail Scoring Guidelines

A guideline for a given performance and the probable assigned Maneuver Scores (credits and debits) for specific obstacles are listed in the chart below.

Maneuver Score	+1 1/2	+1	+1/2	0	-1/2	-1	-1 1/2
Control Obstacles <ul style="list-style-type: none"> o Gate o Back o Through o Side Pass o Forehand o or Hindquarter Turns 	Smooth; Attentive; Willing; Good position; Easily guided; Proper flexion; No over- or under-turn; Responsive to aids; Minimal aides from rider; Fluidity (no repeated pauses).	Smooth; Attentive; Willing; Good position; Easily guided; Proper flexion; No over- or under-turn; Responsive to aids.	Smooth; Willing; Good position; Easily guided; Responsive to aids.	Completes obstacle; Nothing stands out (clean run).	Slanted or crooked side passes; Crooked back; Inconsistent back; Slow response; Poor head position.	Stepping outside the confines of back through, side pass, or box; Knocking down an elevated obstacle.	Refusals; Letting go of gate; Failure to complete obstacle; Severely disturbing an obstacle.
Agility Obstacles <ul style="list-style-type: none"> o Jumps o Walk-Overs o Trot/Jog-Overs o Canter/ Lope-Overs o Bridge 	Smooth; Attentive; Willing; Easily guided; Careful; Proper flexion; Animal is thoughtful with foot placement; Centered over obstacle; Balanced; Correct cadence; Proper foot placement.	Smooth; Attentive; Willing; Easily guided; Careful; Proper flexion; Animal is thoughtful with foot placement; Centered over obstacle;	Smooth; Attentive; Willing; Easily guided.	Completes obstacle; Nothing stands out (clean run).	Minor “ tick” of obstacle; Front and hind feet in a single strided slot; Split pole in canter/ lope over; Failing to step into a required space; Too fast; Too slow.	Major hit of obstacle; Stumbles over obstacle; Hesitant; Poor head position; Poor jumping form; Handler or rider must coerce animal through obstacles.	Refusals; Failure to complete obstacle; Severely damaging an obstacle; Falling or jumping off/out of an obstacle.

Maneuver Score	+1 1/2	+1	+1/2	0	-1/2	-1	-1 1/2
Calmness Obstacles <ul style="list-style-type: none"> o Water o Plastic o Brush o Carrying objects o Dally & drag o Bridge 	Smooth; Willing; Attentive; Easily guided; Proper flexion; Careful; Waits for rider cues; No issue negotiating the obstacle.	Smooth; Willing; Attentive; Easily guided; Proper flexion.	Smooth; Willing.	Completes obstacle; Nothing stands out (“clean run”).	Tense over obstacles; Nervous when carrying objects.	Paces; Poor head position; Handler or rider must “coerce” animal through obstacles.	Refusals; Dropping object; Severely disturbing an obstacle; Falling or jumping off/out of an obstacle.
General Appearance	Smooth; Willing; Attentive; Easily guided; Proper flexion; Careful; Waits for rider cues.	Smooth; Willing; Attentive; Easily guided; Proper flexion.	Smooth; Willing.	Completes obstacle; Nothing stands out (“clean run”).	Tense at moments; Anxious at moments; Rushes obstacle; Loses attention at times.	Tense or anxious during maneuver; Rushes through obstacle; Doesn’t wait for rider cues; Difficult to guide at times.	Unwilling; Tense or anxious through obstacle; Inattentive to rider cues; Difficult to maneuver during obstacle.

Article 118.7 Ridden Trail Class Specifications Open to all Ponies/Cobs/Half-Welsh/Part-Breds, stallions, mares or geldings. Trail animals are required to work over and through obstacles, and must not be required to work on the rail. Course to include Walk, Trot/Jog and Canter/Lope on right and left leads.

Animals may be shown under English or Western tack. Both the rider and animal should be appointed suitably following the appointment guidelines for the style of riding chosen: English (Article 112.1) or Western (Article 112.2).

Good working equipment will not be penalized. Trail classes must be offered separately for Junior and Adult riders. To be judged 100% on performance.

WPCSA ADULT TRAIL Riders 18 & Over
WPCSA JUNIOR TRAIL Riders 17 & Under

Article 118.8 In-Hand Trail Specifications Open to all Ponies/Cobs/Half-Welsh/Part-Breds of any age, led by Juniors or Adults. In-Hand Trail animals are required to be led over and through obstacles at the Walk and Trot/Jog only.

Animals may be shown under English, Western, or breed-class tack and attire. Both the handler and animal should be appointed suitably following the appointment guidelines for the style of equipment/tack chosen: English (See Article 112.1) or Western (See Article 112.2) or showing in breed classes (See Articles 105.3 and 110.5). Good working equipment will not be penalized.

A leather, nylon or web halter with or without a chain lead may be used. However, if a chain is used it must be under the jaw and the handler may not touch the chain while showing the animal. A bridle or rope halter is also permitted.

The general rules, courses, obstacles and scoring in Articles 118.1 through 118.4 also apply to In-Hand Trail where applicable to walk and walk/jog only.

This class may be split according to the chart below. To be judged 100% on performance. Year-end high score awards will be given for Animals 2 & Under, Animals 3 & Over - Junior Exhibitor and Animals 3 & Over - Adult Exhibitor.

Classes as They Must Appear in Prize List/Premium Book for Regional/National Points				
WPCSA In Hand Trail, Animals any age, Junior or Adult		WPCSA In Hand Trail, Animals 2 & Under, Junior or Adult		WPCSA In Hand Trail, Animals 3 & Over, Junior or Adult
	or	WPCSA In Hand Trail, Animals 2 & Under, Junior or Adult	or	WPCSA In Hand Trail, Animals 3 & Over, Junior Exhibitor
				WPCSA In Hand Trail, Animals 3 & Over, Adult Exhibitor

Article 119 MISCELLANEOUS POINTED CLASSES

Article 119.1 *WPCSA LEADING REIN* (*Performance*)

Section A, B, C, Half-Welsh/Part-Bred, mare or gelding, 12.2 hands and under, to be ridden by Junior exhibitors at least four, but not more than eight, years of age. To be shown on light contact and to be led by an adult. The leading rein to be attached to the cavesson on the English or a noseband, cavesson or halter with a Western bridle while leaving control of the Pony to the child. No chain leadlines allowed. To be shown at a walk, on the right rein (clockwise), to line up and stand quietly. Ponies will be called out individually to stand, walk out and trot or jog back past the judge. Riders to be suitably dressed in Hunt, Saddle, or Western attire. Entries to be judged on manners, suitability, breed type, conformation and turnout of the pony/rider/handler. This is not an equitation class. There are no restrictions on competing in other divisions or classes for the Pony or rider.

Article 119.2 *WPCSA CHILD'S FIRST PONY* (*Performance*)

Section A, B, C, Half-Welsh/Part-Bred, mare or gelding, 12.2 hands and under, to be ridden by Junior exhibitors at least four, but not more than ten, years of age. To be shown on light contact. Ponies to enter the ring on the right rein (clockwise) and to be shown at a walk and trot (or jog), in both directions. Riders to be suitably dressed in Hunt, Saddle, or Western attire including protective headgear. Ponies to be judged on performance, manners and suitability. Conformation, way of going, manners, suitability and turnout to be emphasized. This is not an equitation class. There are no restrictions on competing in other divisions or classes for the Pony or rider. If entries warrant, the class can be divided by Ponies 12.0 hands & under and over 12.0 hands to 12.2 hands.

Article 119.3 WPCSA RIDDEN WELSH CLASSIC

(Open to Section A & B, Section C & D and Half-Welsh/Part-Bred)

Article 119.3.1 Object of the class This exciting class is designed to show the ability and true natural Welsh movement of the four Welsh sections aged four years and older. It requires a high level of training of both rider and Pony/Cob and is not a novice class. To be shown on both reins as a group at the walk, trot, and canter with animation. The required individual show must show all four gaits; the gallop in one direction only. Based mainly on the ridden classes in the UK, but modified for safety because of the difference in the type of show rings in both countries. To be judged 50% on performance and 50% on conformation, in the case of a tie the animal with the highest riding score will take precedence.

Article 119.3.2 Ring procedure Enter the ring in a clockwise direction. The judge, using the whole ring, will ask for the gaits via the ring steward - walk, trot, and canter in both directions. Asking for lengthening at the trot is highly recommended. The canter will be achieved through the trot and the direction will be changed across the diagonal at the trot. The judge will line exhibits up in order of initial preference. Each entry will then complete an individual show according to the posted pattern. Different patterns may be used for section A/B and C/D. The object of the individual show is to enable the riders to show their animals to their best advantage. All four gaits must be shown at this time, the true gallop in one direction only and not to excess, along the long side is strongly recommended. The gallop should be achieved through the gaits and back down through the gaits showing good transitions and obedience. Sliding stops are incorrect and will be penalized. The individual show is the exhibitor's chance to shine. (See suggested pattern in Appendix C.)

All animals will then be stripped and judged for conformation and shown at the walk and trot in hand by the rider. At this time, a groom is required for each exhibit to assist the rider in stripping the animal and then to re-saddle/mount. Once conformation judging is finished, riders will remount and may be put back on the rail at the walk for final placings. Judges are encouraged to award the ribbons in person. A lap of honor may be ridden by the top four exhibits.

Article 119.3.3 General Qualified UK and US judges to judge. To qualify, WPCSA Approved or Provisional judges must attend a clinic on The Ridden Pony and Cob Class, or learner judge once with a qualified WPCSA or UK judge, or watch the video in order to be approved to officiate in these classes. UK judges must have judged a Ridden Cob class in the UK. The class is an English class only, no Western Saddle Seat or Side Saddle tack or attire. A double (full) weymouth bridle is recommended, although the length of the curb must not be excessive, pelhams and snaffle bridles are permitted. No martingales; cavesson nosebands only. Ponies and Cobs should be ridden with contact and forward into their bridles. Open to Junior and Adult riders; class may be split if entries warrant. Splits should be by age of rider before section of entry.

Article 119.3.4 WPCSA Ridden Welsh Classic Classes

WPCSA RIDDEN WELSH CLASSIC SEC. A & B

WPCSA RIDDEN WELSH CLASSIC SEC. C & D

WPCSA RIDDEN WELSH CLASSIC HALF-WELSH/PART-BRED

WPCSA RIDDEN WELSH CLASSIC CHAMPIONSHIP

Article 119.3.5 Specifications for the Ridden Welsh Classic Champion Class To be judged 50% on conformation and 50% on ridden performance. Open to the first and second place winners from the Ridden Welsh Classic Sec. A & B, Ridden Welsh Classic Sec. C & D and the Ridden Welsh Classic Half-Welsh/Part-Bred classes. There is no entry fee for this class. Places will be awarded for Best Ridden Welsh Classic and Reserve Best Ridden. Any animal in the class is eligible to be named the Best Ridden. Entries shall enter the arena in a clockwise direction. The judge shall request all four gaits (walk, trot, canter, gallop) in at least one direction, but animals need not show in both directions. The judge shall consider the size of entry, ages of riders, and safety of arena when determining whether to have the animals perform as a group or individually. An individual pattern is optional at the judge's discretion. Entries shall not be stripped as conformation score from the qualifying class shall be carried forward. Best Ridden shall receive champion points and Reserve shall receive reserve champion points.

Article 119.4 DRESSAGE SUITABILITY UNDER SADDLE

Open to all riders mounted on ponies/cobs/Half-Welsh/Part-Bred, using English or Western tack. To be shown both ways of the ring at a working walk, working trot/jog, and working canter/lope. Extended Trot and free walk on a loose rein to be performed in at least one direction. Trot/Jog work may be ridden sitting or posting. To stand quietly and back readily. To be judged 100% on performance, manners, movement and style. Judged on the horse's potential to become a Dressage mount. If entries warrant, this class may be split, but an animal may not enter more than one of those splits.

Article 119.5 *WPCSA WORKING WESTERN*

Classes are open to all Ponies/Cobs/Half-Welsh/Part-Breds. Animals may be ridden by Juniors or Adults. In each of the classes, the animal performs the pattern individually. To be judged 100% on performance. See WPCSA website under Compete/Show-Officials/Show Resources-Score Cards for scoring guidelines and sample patterns.

Article 119.5.1 WPCSA Ranch Pony

Article 119.5.1.1 General The purpose of Ranch Pony should reflect the versatility, attitude, and movement of a working animal. The animal's performance should simulate an animal riding outside the confines of an arena and that of a working ranch animal. This class should show the animal's ability to work at a forward, working speed while under the control by the rider. Light contact should be rewarded and the animal shall not be shown on a full drape of reins or with excessive contact. The overall manners and responsiveness of the animal while performing the

maneuvers in the class pattern are the primary consideration. Posting or a two-point position is acceptable at the extended trot. To be judged 100% on performance.

Article 119.5.1.2 Patterns The required maneuvers include the walk, trot and lope in both directions, and the extended trot and extended lope and three-hundred sixty (360) degree turn in at least one direction as well as stops (not sliding) and back.

Four (4) obstacles to be completed per pattern. Obstacles may include but are not limited to: carrying objects, drag (no cans in bag), gate (solid recommended but a rope gate may be used), ground-tie (hobbles allowed), throwing a rope at an object (actual catching the object is not the test), trot-overs thirty (30) to thirty-six (36) inches apart and walk-overs (twenty (20) to twenty-four (24) inches apart). The use of natural logs is encouraged. Sample patterns are available on wpcsa.org under show rules (Compete/WPCSA Shows/Show Rules).

Note: A stop after an extended lope is allowed. A sliding stop is not required and excessive sliding should be penalized. A proper, safe and immediate stop should be rewarded.

Article 119.5.1.3 Scoring The 70-point scoring system is used for this class. See Articles 118.4 and 118.5 for a description of the scoring method and general credits and faults for WPCSA Trail and WPCSA Ranch Pony classes. Score cards are available on wpcsa.org under show rules (Compete/WPCSA Shows/Show Rules).

Article 119.5.1.4 Penalties Penalty points will be applied for each occurrence and will be deducted from the final score. See **Article 118.5** for a list of penalties for WPCSA Trail and WPCSA Working Western classes.

Article 119.5.2 WPCSA Western Riding

Article 119.5.2.1 General The animal is judged on quality of gaits, lead changes at the lope, response to the rider, manners, and disposition. The animal should perform with reasonable speed and be sensible, well-mannered, free and easy moving. Credit shall be given for and emphasis placed on smoothness, even cadence of gaits (i.e. starting and finishing pattern with the same cadence) and the animal's ability to change leads (flying or simple) precisely and easily at the center point between markers. Animals may be ridden with light contact or on a reasonably loose rein. The animal should cross the log both at the jog and lope without breaking gait or radically changing stride. To be judged 100% on performance.

Article 119.5.2.2 Patterns Sample patterns are available on wpcsa.org under show rules (Compete/WPCSA Shows/Show Rules). The small circles on the patterns represent pylon markers which are recommended. These should be separated by a uniform measured distance of not less than thirty (30) feet nor more than fifty (50) feet on the sides with five (5) markers (see diagram). The markers on the opposite side should be set adjacent to the appropriate markers. It is recommended that markers be set a minimum of fifteen (15) feet from the fence and with fifty (50) to eighty (80) feet in width in the pattern, as the arena permits.

A solid log or pole should be used and must be a minimum of eight (8) feet in length.

A cone or other obvious marker shall be placed along the wall or rail of the arena to designate where the pattern begins and where the exhibitor should initiate the walk. The on-deck exhibitor

should not go to the start-marker until the contestant on-pattern has cleared the working area by the start-marker for the final time.

Article 119.5.2.3 Scoring The 70-point scoring system is used for this class. **See Articles 118.4 and 118.5** for a description of the scoring method and general credits and faults for WPCSA Trail and WPCSA Ranch Pony classes. Score cards are available on wpcsa.org under show rules (Compete/WPCSA Shows/Show Rules).

Article 119.5.2.4 Penalties Penalty points will be applied for each occurrence and will be deducted from the final score. **See Article 118.5** for a list of penalties for WPCSA Trail and WPCSA Working Western classes.

Article 119.5.3 WPCSA Reining

Article 119.5.3.1 General Reining is a judged event designed to show the athletic ability of a ranch type animal in the confines of a show arena. The Reining class will demonstrate the ability of the ranch animal to be reined willfully through all maneuvers of the pattern. Animals are judged immediately upon entering the arena and any fault incurred prior to the commencement of the pattern will be scored accordingly. Judging will cease after the completion of the last maneuver. No schooling is allowed from the time the animal enters the arena.

All competitors are required to individually complete the same designated WPCSA approved pattern. Each pattern may include: small slow circles, large fast circles, changes of lead, rollbacks over the hocks, a series of three hundred sixty (360) degree spins done in place, and stops (sliding stops are not necessary). Sample patterns are available on wpcsa.org under show rules (Compete/WPCSA Shows/Show Rules).

The best reined animal should be willingly guided and controlled with little or no apparent resistance. All deviations from the exact written pattern must be considered a lack of, or temporary loss of control and faulted according to the severity of deviation. Credit will be given for the smoothness, finesse, attitude, quickness, and authority in performing the various maneuvers while using controlled speed, raising the difficulty level. To be judged 100% on performance.

Article 119.5.3.2 Reining Maneuvers Judges are required to score a reining animal based on its execution of the maneuver groups required in each pattern. All WPCSA patterns are divided into seven or eight maneuver groups. Descriptions of ideal maneuvers required of a reining animal are as follows:

1. **WALK-IN and JOG-IN:** Depending on the pattern, contestants have the option to either walk-in or jog-in to get to the center of the arena for the designated start of the pattern. Breaking gait, stopping or checking is a fault which shall be marked down according to the severity in the first maneuver score. Walking or jogging anywhere else not required in the pattern will incur a penalty.
2. **STOPS:** Stops are the act of slowing the animal from a lope to a stop position by bringing the hind legs under the animal in a locked position, maintaining a proper head position and response to a light rein.
3. **SPIN(S):** Spins are a single or series of consistent and positioned three-hundred sixty (360) degree turns, executed over a stationary (inside) hind leg. The correctness and effectiveness of this is noticeable and should be judged accordingly.
4. **ROLLBACKS:** Rollbacks are the 180-degree reversal of forward motion. There should be no hesitation.

5. **CIRCLES:** Circles are controlled maneuvers at the lope, of designated size and speed, which demonstrate control, willingness to guide, and degree of difficulty in speed and speed changes.
6. **BACKUPS:** A backup is a maneuver requiring the animal to be moved in a reverse motion in a straight line at a required distance; at least 10 feet.
7. **HESITATE:** To hesitate is the act of demonstrating the animal's ability to pause in a relaxed manner, at a designated time in the pattern. All WPCSA patterns require a hesitation at the end of the final maneuver to indicate the completion of the pattern. Failure to do reflects an omitted maneuver. A slight pause to regain footing or balance should not be deemed hesitation.
8. **LEAD CHANGES:** Lead changes are the act of changing the propelling side of the animal's body by changing the leading legs of the front and rear pairs of legs, at a lope, when changing the direction traveled. The lead change must be executed at a lope with no change of gait or speed and be performed in the exact geographical position in the arena specified in the pattern description.
9. **RUNDOWNS AND RUN-AROUNDS:** Rundowns are runs lengthwise through the middle of the arena, and run-arounds are along the side(s) lengthwise and ends of the arena.

Article 119.5.3.3 Scoring The 70-point scoring system is used for this class. . **See Articles 118.4** and **118.5** for a description of the scoring method and general credits and faults for WPCSA Trail and WPCSA Ranch Pony classes. Score cards are available on wpcsa.org under show rules (Compete/WPCSA Shows/Show Rules).

Article 119.5.3.4 Additional Faults for Reining In addition to those credits and faults specified in Article 118.4, the following are faults specific to Reining:

1. Excessive jawing, opening mouth, or head raising on stop.
2. Failure to run circles of figure eights within the markers is not considered a fault depending on arena conditions and size. However, failure to go beyond markers on rollbacks and stops is considered a fault and will incur a two (2) point penalty,
3. Lack of smooth, straight stop on haunches, such as a bouncing or sideways stop.

Article 119.5.3.5 Penalties Penalty points will be applied for each occurrence and will be deducted from the final score. **See Article 118.5** for a list of penalties for WPCSA Trail and WPCSA Working Western classes. In addition to the penalties specified in Article 118.4, the following are penalties specific to Reining:

One-Half (1/2) Point Penalty

- Delaying changes of lead by one (1) stride where the lead change is required by the pattern description.
- Failure to remain a minimum of ten (10) feet from either side of the centerline of the arena in a pattern requiring a run-around (for small arenas it will be at the judge's discretion).
- Failure to remain a minimum of twenty (20) feet from the side of the arena when approaching a stop and/or rollback (for small arenas it will be at the judge's discretion).
- Over- or under-spinning up to one-eighth (1/8) of a turn; an animal can only be assessed one (1) over- or under-spin penalty per maneuver.
- Starting a circle at a jog (a lope departure from a jog) or exiting rollbacks at a jog up to two (2) strides.

One (1) Point Penalty

- Each instance of being out of lead; for each one quarter (1/4) of the circumference of a circle or any part thereof that an animal is out of lead.
- Freeze up in spins or rollbacks.

- Over or under-spinning one-eighth (1/8) to one-fourth (1/4) turn. An animal can only be assessed for one (1) over or under-spin penalty per maneuver.
- Scotching or anticipating a stop.
- When rounding the end of the arena, failure to be on the correct lead for up to 1/2 turn.

Three (3) Point Penalty

- Jogging beyond two (2) strides, but less than half (1/2) the circle or half (1/2) the length of the arena.
- On walk-in or trot-in patterns, loping prior to reaching the center of the arena and/or failure to stop or walk before executing a lope departure.
- On run-in patterns, failure to be in a lope prior to the first marker or break of gait prior to the first marker, or failing to pick up the lope from a walk (i.e., animal jogs into transition) if choosing to walk into the gate to begin a run-in pattern.
- Animal does not completely pass the specified marker before initiating a stop position.
- When rounding the end of the arena, failure to be on the correct lead for more than one-half (1/2) turn.

Five (5) Point Penalty

- Simple lead change.

Zero (0) Score

- Failure to trot in on a trot-in pattern.
- Jogging in excess of one half (1/2) circle or one half (1/2) the length of the arena.
- On run in patterns, once beginning a lope, a complete stop prior to reaching the first marker.
- Over-spins of more than one quarter (1/4) turn.
- When going to and coming out of a rollback in a pattern requiring run-around, a rollback that crosses the center line.

Reining Rule Diagrams (Over/Under Spins, Lead Departures, Circle Penalties and Out of Lead on Run-Arounds are available on wpcsa.org under show rules (Compete/WPCSA Shows/Show Rules).

APPLYING FOR SHOW SANCTIONING

Article 120 *APPLYING FOR SHOW SANCTIONING*

Article 120.1 General Shows are encouraged to apply in November before the new show year.

SHOW APPLICATIONS TO THE WPCSA OFFICE **MUST** BE POSTMARKED AT LEAST 90 DAYS IN ADVANCE OF THE SHOW DATE. In order to be accepted, the application must be complete and all fees paid. Incomplete applications will be assessed a triple fee.

No two sanctioned shows will be allowed on the same date if they are within a 200 mile radius of each other. However, two sanctioned shows may be planned to run concurrently at one location if separate judges officiate and appropriate fees are paid for each show.

Application must list show date, place, PRELIMINARY class list, with awards and/or prize money distribution, names and addresses of Show Committee, commissioner, officials, and judges. All this information to appear in the program. Application for show dates must be signed by an officer of the show stating, "In applying for the above dates, this show agrees to abide by the rules of the WPCSA." WPCSA sanctioned shows enjoy privileges including: a position on the WPCSA Schedule of Show Dates, eligibility of Welsh classes for Regional and National High Score points, as well as Legion of Merit and special trophy awards, and the right to use "WPCSA Sanctioned Show" in show publicity and Prize List.

If insurance certificates are not received within 30 days of the show, the sanctioning will be removed. The WPCSA needs to be named as an additionally insured. The minimum amount of \$1,000,000 coverage is required.

If a competition has dates in two competition years, the last day of the show will be the deciding factor as to which competition year the points will be tabulated for. Further, shows that have this situation will be required to print on the cover of their Prize Lists' that the points will count towards the next show season, and the manager will be expected to verify in writing at the time of sanctioning that they are award of the situation.

Article 120.2 Application Penalties Incomplete applications and those received 60 to 89 DAYS prior to the show will result in **TRIPLE** SANCTIONING FEES. Applications received LESS THAN 60 DAYS before the show date will **NOT BE PROCESSED** AND WILL BE RETURNED TO THE APPLICANT. If insurance certificates are not received within 30 days of the show, the sanctioning will be removed.

Article 120.3 Fees

GOLD SANCTIONING (PER JUDGE)	\$100.00
SILVER SANCTIONING (PER JUDGE)	\$45.00
BRONZE SANCTIONING	\$35.00
PER ANIMAL, PER JUDGE, RECORDING FEE	\$7.00
PER OWNER, NON-MEMBER FEE	\$5.00
PROTEST FEE	\$50.00
NON-MEMBER MEASUREMENT FEE	\$5.00

*SHOW SANCTIONING FEES ARE NOT REFUNDABLE

Article 120.4 Sanctioned Show Standards

Upon receipt of a completed application and submittal of correct fees, the WPCSA will grant a Provisional Sanction at the level requested. Final sanction will be dependent upon the number of animals required for the requested sanction actually showing at the show. Double standard shows require double sanctioning fees. Double-judged performance classes are not permitted. The maximum rating of any show is double standard.

If insurance certificates are not received within 30 days of the show, the sanctioning will be removed. The WPCSA needs to be named as an additionally insured. The minimum amount of \$1,000,000 coverage is required.

No more than two shows can be held back-to-back. Stabling must be provided for back-to-back shows.

Article 120.4.1 Gold Standard Show

1. A minimum of 50 purebred Welsh and/or Half-Welsh/Part-Bred in classes specifically limited to them.
2. \$100 fee for Provisional Gold sanctioning (\$200 for double-judged Gold rating).
3. Minimum of \$600 prize money offered uniformly across at least ten divisions.
4. Minimum of a two-day show with safe, adequate, on-site stabling available for all exhibitors.
5. Minimum of 10 WPCSA performance divisions. A WPCSA division must contain the two or three point classes as described in the specifications section of this book and a Championship based on points. Additional pointed and/or non-pointed classes may be added at the discretion of Show Management.
6. Minimum of 12 breeding classes must be offered. All four (A, B, C & D) sections and Half-Welsh/Part-Bred must be included.
7. Minimum of WPCSA Approved judge.
8. All shows are required to have an appropriately attired Ringmaster or Ring Steward to assist the judge. This person must be capable of rendering assistance.

Article 120.4.2 Silver Standard Show

1. A minimum of 25 purebred Welsh and/or Half-Welsh/Part-Bred in classes specifically limited to them.
2. \$45 fee for Provisional Silver Sanctioning (\$90 for double-judged Silver rating).
3. Minimum of \$200 prize money offered across at least two divisions.
4. Minimum of three Welsh performance divisions. A WPCSA division must contain the two or three point classes as described in the specifications section of this book and a championship based on points. Additional pointed and/or non-pointed classes may be added at the discretion of show management.
5. Minimum of 6 breeding classes must be offered.
6. Minimum of WPCSA Approved or Provisional Judge.
7. All shows are required to have an appropriately attired Ringmaster or Ring Steward to assist the judge. This person must be capable of rendering assistance.

Article 120.4.3 Bronze Standard Show

1. \$35 fee for Provisional Bronze Sanctioning.
2. Minimum of WPCSA Provisional Judge.
3. In performance classes, all four sections (A, B, C & D) and Half-Welsh/Part-Bred may compete together. Juniors and Adults may compete in the same performance classes.
4. In breeding classes, Sections A & B will not compete against each other. Sections C & D can be combined. Half-Welsh/Part-Bred may not compete against any other section.
5. If at all possible, Junior animals should be separated from Senior animals in a section. However, if there are not enough entries, a single section class may be held. For example, Section A colts, fillies, mares, stallions, and geldings could be a single class. Another example: if

entries warrant, Section B could be divided as colts, fillies and geldings 2 & under and mares, stallions and geldings 3 & over.

6. Unless two separate classes are held within a section, no points will be counted toward a Grand Championship.
7. All shows are required to have an appropriately attired Ringmaster or Ring Steward to assist the judge. This person must be capable of rendering assistance.

Article 120.5 Performance Only Sanctioning at Open Recognized Shows

This type of sanctioning allows WPCSA Welsh-Only classes/divisions to be offered at open shows that are recognized by a National Sanctioning Body, i.e. USEF, ADS, etc. with the approval of WPCSA. Two levels of Performance-Only sanctioning are offered – Bronze (single points) and Silver (double points).

All Ponies/Cobs/Half-Welsh/Part-Breds showing in WPCSA classes must be registered with the Welsh Pony and Cob Society of America, Inc., the WPCS or the WPCSC. Only animals registered with WPCSA will receive points. Before an animal is issued a number or enters the ring, the Show Secretary must either have a copy of the Welsh Certificate of Registration in the current owner's name or look up the animal's registration papers online.

Ponies at Performance-Only shows are not required to show under their WPCSA registered name. However, if a pony is not shown under its registered name, a cross-reference to the registered name must be included in the master entry list of WPCSA ponies entered in the show.

The Welsh point classes must be listed in the prize list prefixed with the initials WPCSA and named as per Article 111.9.

Article 120.5.1 Silver Performance-Only Show

1. \$45 fee for Provisional Silver Sanctioning due with application no less than 60 days prior to the show.
2. Minimum of three WPCSA performance divisions. A WPCSA division must contain the point classes as described in the specifications section of this book and a championship based on points.
3. Judges must be approved carded judges with the nationally sanctioned body sanctioning the show / event for the divisions/classes they will be judging or be approved by WPCSA as either a Fully Approved judge, Provisional Judge, or Guest Judge (membership requirement waived for WPCSA Guest Judges of Performance Only Shows). USEF "R" Hunter judges may judge Hunter classes as well as English Pleasure classes without a guest card.
4. There is a \$7 per animal recording fee and a \$5 fee per owner fee for non-members. The owner is required to be a current WPCSA member for points to be awarded.
5. Ponies and Cobs, Juniors and Adults, may not be shown together unless exempted in Article 111 of the WPCSA Rule Book.

Article 120.5.2 Bronze Performance-Only Show

1. \$35 fee for Provisional Bronze Sanctioning due with application no less than 60 days prior to the show.
2. Minimum of three WPCSA performance divisions. A WPCSA division must contain the point classes as described in the specifications section of this book and a championship based on points.
3. Judges must be approved carded judges with the nationally sanctioned body sanctioning the show / event for the divisions/classes they will be judging or be approved by WPCSA as either a Fully Approved judge, Provisional Judge, or Guest Judge (membership requirement waived for WPCSA Guest Judges of Performance Only Shows). USEF "R" Hunter judges may judge Hunter classes as well as English Pleasure classes without a guest card.
4. There is a \$7 per animal recording fee and a \$5 fee per owner fee for non-members. The owner is required to be a current WPCSA member for points to be awarded.

5. All four sections (A, B, C & D) and Half-Welsh/Part Bred may compete together. Juniors and Adults may compete in the same classes.

Article 120.6 National and Regional Titles There may be one Titled show in each of the six regions (Northeast, Southeast, North Central, South Central, Northwest and Southwest). The South Central titled show will be the American National show. Titled shows will be named from regional applicants by the Board of Directors.

One titled show in each of the zones (East, Central and West) may be a Zone Show and have the opportunity to receive quadruple points. The American National will be the Zone Show for the Central Zone. Competitors at these shows with 150 or more animals will receive quadruple points. If these shows have less than 150 animals, triple points will be awarded.

No other sanctioned shows may be held during the American National dates.

In addition to the general requirements of gold shows, the following apply: a) prize money offered must not be less than \$600; b) an article must be submitted by either the judge or show management for the WPCSA Yearbook; c) the Half-Welsh/Part-Bred division must consist of a minimum of 2 years and under, 3 years and over, a Grand Championship, and 2 performance divisions; d) American National shows must offer 12 performance divisions and the Regional Titled shows must offer 10 performance divisions; e) must have held a show previously that met all the criteria to qualify as a gold-rated show f) American Nationals must be held at a facility with lights and g) Zone shows are required to have a Steward or Technical Delegate recognized by USEF or another organization or a WPCSA Technical Delegate.

Shows must complete the Application for National Title in addition to the regular show sanctioning application. Applications for National titles must be submitted by October 1 of the year preceding the show.

Article 121 SHOW SECRETARY/SHOW MANAGEMENT RESPONSIBILITIES

Article 121.1 Judges It is the responsibility of the Show Secretary/Show Management to ensure that all judges meet the WPCSA's requirements for eligibility. For example, no judge may adjudicate for the same Show Management at the same show for two consecutive years, at two consecutive shows, or at two shows within the same show year. Judges may officiate at two shows within each region each year but these shows cannot be within 30 days of each other. (See Article 123.8). Guest card applications must be received no less than 90 days prior to the show date. Emergency substitutes of judges must be approved by the WPCSA Licensed Officials Committee. Points from shows where substitutions have not been approved will not be counted. After each show, Show Management must complete and return the judge's evaluation for all WPCSA Approved, WPCSA Provisional Judges and Guest Judges. It is the responsibility of Show Management to familiarize judges with their responsibilities regarding procedures and conduct.

Article 121.2 Compilation and Distribution of Prize List Via any accountable mail service, or as an email attachment, a draft of the Prize List must be received in the WPCSA office at least 60 days prior to the show. Failure to do so will result in a \$50 fine, without exception. **PRIZE LISTS MUST BE APPROVED PRIOR TO PRINTING AND DISTRIBUTION AND PUBLICATION BY EMAIL OR ON A WEB SITE.** A \$50 fine will be levied if Show Management produces and distributes show Prize Lists prior to approval/correction. You should receive notice of all changes within five days. If corrections are required, you must return the Prize List with corrections within five days. Failing to return the corrected Prize List within five days will result in a \$50 fine. The approved completed Prize List **MUST** be mailed, emailed or made available online to arrive at least two weeks in advance of the CLOSE OF ENTRIES to the judge(s)

and the WPCSA office (two copies if mailed). It must contain the following: a) name of show; b) dates of show; c) motels, feed stores, places to eat; d) officials (judges, Rules Commission, steward or TD) "TBA" not acceptable; e) WPCSA Provisionally Sanctioned Standard; f) WPCSA membership form; g) classes and links to the current rule book and the current class specs; h) schedule; i) fees; j) refund policy; k) stabling; l) prize monies; m) post entry requirements; n) any rules that are specific to the show – include the WPCSA rules for helmets and hitching ponies; o) services available on show grounds, i.e., veterinarian, food, medical and farrier; p) GPS- friendly address, map, and directions to show grounds; q) hold harmless clause on the entry blank along with blanks for WPCSA customer ID numbers and children's birthdates.

If your show is in conjunction with a fair or other breeds and you can't have all of the above published, you will need to make a hand out for the exhibitors and send it in with your Prize List.

Once WPCSA sanctioning and Prize List has been approved, published and distributed, any changes to items a) through q) must be submitted in writing to the WPCSA no later than 2 weeks prior to the first day of competition. Upon approval of changes, Show Management shall publish and substitute these changes no less than 1 week prior to the first day of competition. Every effort is to be made to notify all prospective exhibitors. Failure to apply for approval of changes to the Prize List and/or notify exhibitors as specified above shall result in removal of WPCSA sanctioning.

Only one version of a Prize List is considered the official one and this is the one that has been approved by the WPCSA office and is posted on the WPCSA website.

Show Management of any WPCSA sanctioned show must provide, upon request, printed Prize Lists to be mailed via the US Postal Service to prospective exhibitors.

Article 121.3 Eligibility of Entries Before an animal is issued a number or enters the ring, the Show Secretary must either have a copy of the Welsh Certificate of Registration in the current owner's name or look up the animal's registration papers online. The Show Secretary must also have any current health documents as required by local regulations.

Registration numbers are to be included on each entry form. Assure that entry blanks are available to exhibitors and have adequate space for the following information: REGISTERED NAME, REGISTRATION NUMBER, AGE, SEX, COLOR, HEIGHT IF MATURE OR SHOWING IN PERFORMANCE, SIRE'S REGISTERED NAME AND DAM'S REGISTERED NAME, BIRTHDATE OF JUNIOR RIDERS, WPCSA CUSTOMER ID NUMBER OF OWNER AND ALL EXHIBITORS. Animals one year or older must be entered under their FULL REGISTERED NAME and name of owner or lessee of record. PERSON MAKING ENTRY AND THE ELIGIBILITY OF THE ANIMAL SHALL BE SUBJECT TO THE RULES OF THE WPCSA AND THE LOCAL RULES OF THE SHOW. The entry blank MUST be signed by the exhibitor or his/her agent. Provisions must be made on the entry blank for the signature of parent or guardian giving PERMISSION FOR A JUNIOR EXHIBITOR TO SHOW.

Entry blank must have the following specific hold harmless clause that the exhibitor and/or parent or guardian signs:

Every entry at a WPCSA sanctioned show shall constitute an agreement and affirmation that all participants: 1) shall be subject to the rules of the WPCSA and the local competition; 2) every animal and exhibitor is eligible as entered; 3) agree to be bound by the rules of the WPCSA and the local competition and accept as final any decision of the WPCSA or competition on any questions arising under said rules and agree to hold the competition, the WPCSA, their Officials, Directors and Employees harmless for any action taken; 4) agree that they participate voluntarily in the competition fully aware that equine sports and the competition involve inherent dangerous risks

and by participating they expressly assume all risks of injury or loss (including death), sickness or disease (including communicable disease) and agree to indemnify and hold the WPCSA, the competition and their Officials, Directors, Employees and Agents harmless from all claims including injury or loss during or in connection with the competition whether or not such injury or loss resulted, directly or indirectly, from negligent acts or omissions of said Officials, Directors, Employees and Agents of the WPCSA or the competition. I also agree to be responsible for any injury or damage caused by me, my equine, my employees or others under my direction and control at any WPCSA event.

Article 121.4 Report of Class Placings Complete Show Secretary's Report and forward along with electronic (preferred) results template within fourteen (14) calendar days of show. In lieu of electronic submission, paper copies are to be sent by certified mail RETURN RECEIPT REQUESTED to the WPCSA OFFICE.

Article 121.5 Per Animal Recording Fee Accompany the Class Placings Report sent to the WPCSA with the Recording Fee which should be listed on the show entry blank as \$7 for each Pony/Cob/Half-Welsh/Part-Bred showing in classes limited to Ponies/Cobs/Half-Welsh/Part-Breds. For shows holding double-judged breeding classes, a fee of \$7 per animal per judge will be assessed to cover point tabulation and year-end awards. Entries in group classes (Get-of-Sire, Produce-of-Dam, etc.) and local futurity classes only need not pay the fee.

Article 121.6 Per Owner Non-Member Fee Forward any Non-Member fees collected from the show (one fee of \$5 per owner of any animal(s) showing in classes limited to Ponies/Cobs/Half-Welsh/Part-Breds.)

Article 121.6 Measurement Forms Forward originals of measurement forms with Non-Member \$5 fees to the WPCSA office.

Article 121.7 Penalties Failure to report show results on the official result forms provided AND to submit fees postmarked within 14 calendar days of show date (certified mail - return receipt requested) will result in a fine of \$20 per day up to a maximum of \$500. SHOWS FAILING TO EITHER SUBMIT RESULTS OR REMIT FINES BY DECEMBER 1ST OF THE CURRENT SHOW YEAR WILL NOT BE SANCTIONED IN THE FOLLOWING SHOW YEAR.

EXHIBITORS HAVE PAID FOR THE RIGHT TO HAVE THEIR POINTS COUNT. IT IS THE SHOW SECRETARY'S AND SHOW MANAGEMENT'S RESPONSIBILITY TO SEE THAT RESULTS ARE SUBMITTED ACCURATELY AND IN A TIMELY MANNER.

Article 122 SHOW MANAGEMENT

Article 122.1 General A show (except USEF-sanctioned) must have a three-member Rules Commission, or a Steward or Technical Delegate recognized by another organization, or a WPCSA Technical Delegate (see Article 124).

National and Zone shows are required to have a Steward or Technical Delegate. Regional Titled and Gold shows are strongly encouraged to have one rather than a Rules Commission. USEF-sanctioned shows are required to have a USEF steward.

The Rules Commission/Steward or TD will be responsible for the following:

1. Have animals officially measured.
2. Act upon potential WPCSA rule violations to rectify problems ahead of time.
3. Report to in writing within fourteen (14) days about the show in general, describing any irregularity. (The WPCSA will forward copies as required to WPCSA Show Rules Committee or Licensed Officials Committee for action.)

The Rules Commission is to be made up of WPCSA Members who have committed to be knowledgeable of all WPCSA show sanctioning rules. This commission is responsible for interpretation and enforcement of these rules and must have immediately available a current rulebook.

All shows are required to have an appropriately attired Ringmaster or Ring Steward to assist the judge. This person should be capable of rendering assistance.

Article 122.2 Complaint Procedure Complaints (IN WRITING) regarding exhibitors threatening or attempting to intimidate Show Management/Judges or complaints regarding judging will be heard by the Show Rules Committee. These complaints will be reviewed and investigated by the Committee and, if necessary, be forwarded to the WPCSA Ethics/Hearing Committee or Licensed Officials Committee. Complaints regarding judging shall be accompanied by a \$50 protest fee. All formal complaints will be investigated by the Judges Panel.

JUDGES QUALIFICATIONS & RESPONSIBILITIES

Article 123 JUDGES QUALIFICATIONS & RESPONSIBILITIES

Article 123.1 Learner Judges

Requirements:

1. Applicants must be an Annual or Life Member of WPCSA and at least 21 years of age.
2. Applicants must complete the Learner Judge Application and pay the required one-time \$50 filing fee.
3. Applicants must complete a written exam and score not less than 85%.
4. Applicants must be current on SafeSport before they Learner Judge at a show.

The Process (Once all the above requirements are met):

1. Applicants must Learner Judge under an Approved Judge (Gold Rated) at a Gold or Silver Rated show.
2. Applicants must request permission from the WPCSA National Office, the Approved Judge, and Show Management and be granted permission by all three, to officially Learner Judge at a show.
3. Learner Judges must mark a judge's card and discuss the placings with the Approved Judge officiating at a convenient time **AFTER** the Approved Judge has turned in their card.
4. The Learner Judge must respect the Approved Judge's opinions and discussion, which must be kept totally confidential.
5. Learner Judges may not talk to the judge about or draw the judge's attention to any animal or exhibitor while the Approved Judge is judging the class.
6. Learner Judges may not be given any other duties while they are Learner judging.
7. Learner Judges may not learner judge at any show where family members, clients or the Learner Judge's trainer is exhibiting.
8. Learner Judges are responsible for bringing their own judging tools such as judges' cards, clipboards, pencils, etc.
9. Learner Judges are responsible for providing their own transportation to and from the show and for securing and paying for their own lodging and meals during the time of the show.

The Completion:

1. The Approved judge will submit their comments after completion to the Licensed Officials Committee.

NOTE: All applications are reviewed by the Licensed Officials Committee and are recommended for approval on a case-by-case basis. Additional requirements may be asked for at the discretion of the Licensed Officials Committee and/or Board of Directors.

Article 123.2 Guest Judges

Requirements for Judges holding a current Judge card with another approved organization that have NOT applied for a Provisional Judge Card with WPCSA:

1. Must be at least 21 years of age.
2. Complete the Guest Judge Application and pay the \$25 fee. (This application and fee must be completed and paid each time the Judge officiates as a Guest Judge.)
3. Must be current on SafeSport before officiating at a show.
4. Must complete the Guest Judge CE (Continuing Education that will be provided by the National Office after submission of the application).
5. May only officiate Bronze and Silver Shows.

Requirements for Provisional Judge Card Applicants to Guest Judge:

1. Applicants must have already met and completed all conditions within the Provisional Judge carding process and be eligible to Guest Judge per those requirements.
2. May only officiate at Bronze and Silver Shows.

NOTE: All applications are reviewed by the Licensed Officials Committee and are recommended for approval on a case-by-case basis. Additional requirements may be asked for at the discretion of the Licensed Officials Committee and/or Board of Directors.

Article 123.3 Provisional Judges

Requirements:

1. Must be an Annual or Life Member of the WPCSA and at least 21 years of age.
2. Complete The Provisional Judge Application and Pay the required, one time, \$50 filing Fee. (The Fee is waived if the applicant already paid the one-time fee with a Learner Judge Application or already judged 2 shows as a Guest Judge that required a \$25 fee for each.)
3. Have Completed a written exam and scored no less than 85% within the past 5 years.
4. Either have completed a Learner Judging with an Approved Judge or hold a Judge's card with another approved organization making the Applicant eligible to Guest Judge a WPCSA Bronze or Silver Show.

The Process (Once all the above requirements are met):

1. Must Guest Judge at two Bronze or Silver WPCSA Shows.
2. Must have one Judge Applicant Questionnaire submitted on their behalf by a show manager from a WPCSA show where the Applicant was a Guest Judge.

NOTE: All applications are reviewed by the Licensed Officials Committee and are recommended for approval on a case-by-case basis. Additional requirements may be asked for at the discretion of the Licensed Officials Committee and/or Board of Directors.

Maintaining a Provisional Judge Card (Once Obtained):

1. Must maintain Annual membership or be a Life member with the WPCSA.
2. A \$25 Judge License fee must be paid annually.
3. The Judge License Fee and Membership renewal is due by February 1 each year, otherwise the judge's name will become inactive.
4. If membership remains inactive and/or the Judge License Fee is unpaid by the following February 1, the judge's name will be removed from the roster and she or he will need to reapply.
5. SafeSport must be kept current to officiate over any WPCSA Show.
6. The judge must either officiate at a WPCSA sanctioned show or attend an approved clinic at least once every five (5) years and must pass a written open book examination every five (5) years and score not less than 85%.

Article 123.4 Approved Judges

Requirements:

1. Must be an Annual or Life Member of the WPCSA and at least 21 years of age.
2. Complete The Approved Judge Application and Pay the required, one time, \$50 filing Fee. (The Fee is waived if the applicant already paid the one-time fee with a prior application process.)
3. Hold a current and active Provisional Judge Card.
4. Have officiated over a minimum of two Silver or Bronze shows as a licensed Provisional Judge (Guest Cards do not apply to this requirement).

The Process (Once all the above requirements are met):

1. Must have two Judge Applicant Questionnaire submitted on their behalf, one of which must be submitted by a show manager from a WPCSA show where the Applicant was a Judge.
2. The applicant may request or Licensed Officials Committee may require an interview before a panel of no less than three members appointed by the Licensed Officials Committee that must include at least one Committee member.

NOTE: All applications are reviewed by the Licensed Officials Committee and are recommended for approval on a case-by-case basis. Additional requirements may be asked for at the discretion of the Licensed Officials Committee and/or Board of Directors.

Maintaining an Approved Judge Card (Once Obtained):

1. Must maintain Annual membership or be a Life member with the WPCSA.
2. A \$25 Judge License fee must be paid annually.
3. The Judge License Fee and Membership renewal is due by February 1 each year, otherwise the judge's name will become inactive.
4. If membership remains inactive and/or the Judge License Fee is unpaid by the following February 1, the judge's name will be removed from the roster and she or he will need to reapply.
5. SafeSport must be kept current to officiate over any WPCSA Show.
6. The judge must either officiate at a WPCSA sanctioned show or attend an approved clinic at least once every five (5) years and must pass a written open book examination every five (5) years and score not less than 85%.

Article 123.5 Special Category Halter Judges

Requirements:

Option 1:

1. Must be an Annual or Life Member of the WPCSA and at least 21 years of age.
2. Complete The Special Category Judge Application and Pay the required, one time, \$50 filing Fee. (The Fee is waived if the applicant already paid the one-time fee with a prior application process.)
3. Have bred Welsh Ponies and/or Cobs for over 10 years and have been a member of a recognized National Welsh Pony & Cob Society or Association for at least the same length of time.
4. Have registered 15 Ponies, Cobs, Half-Welsh, and/or Part-Breds.
5. Have shown Ponies or Cobs for at least five (5) of the last ten (10) years at a national level.

Option 2:

1. Must be an Annual or Life Member of the WPCSA and at least 21 years of age.
2. Any WPCSA Approved Judge that has a current license and wishes to transfer their card to a Special Category Halter Judge only. (No action is needed for the Process Section listed below for Judges that qualify under Option 2.)

The Process (Once all the above requirements are met):

1. Have one Judge Applicant Questionnaire submitted on their behalf by a show manager from any show in which the applicant has judged, if applicable.
2. The applicant may request or the Licensed Officials Committee may require, an interview before a panel of no less than three members appointed by the Licensed Officials Committee that must include at least one Committee member.
3. Complete a Learner Judging if deemed necessary by the Licensed Officials Committee or the Board of Directors.

NOTE: All applications are reviewed by the Licensed Officials Committee and are recommended for approval on a case-by-case basis. Additional requirements may be asked for at the discretion of the Licensed Officials Committee and/or Board of Directors.

Maintaining a Special Category Halter Judge Card (Once Obtained):

1. Must maintain Annual membership or be a Life member with the WPCSA.
2. A \$25 Judge License fee must be paid annually.
3. The Judge License Fee and Membership renewal is due by February 1 each year, otherwise the judge's name will become inactive.
4. If membership remains inactive and/or the Judge License Fee is unpaid by the following February 1, the judge's name will be removed from the roster and she or he will need to reapply.
5. SafeSport must be kept current to officiate over any WPCSA Show.

Article 123.6 Specialty Performance Judges

Requirements:

1. Hold a current Judge's card with another approved organization that specializes in a specific division, class, or set of classes.
2. Complete the Specialty Performance Judge application, pay the required \$10 fee for each show, and identify the classes the Judge is slated to officiate over. Each application will be approved on a case-by-case basis.

The Process (Once all the above requirements are met):

1. Specialty Performance Judges are allowed to judge at Bronze, Silver, and Gold shows only officiating over the specific performance classes they were approved to judge.
2. No Specialty Performance Judge may adjudicate for the same Show Management at the same show for two consecutive years, at two consecutive shows, or at two shows within the same show year.
3. Specialty Performance Judges, when approved, may officiate at two shows within each region each year but these shows cannot be within 30 days of each other. The regions are NE, SE, NC, SC, NW, SW.

The intent of Specialty Performance Judges is to allow shows to hire judges that are specialists within their field to officiate over performance classes and divisions that fall within the scope of their other held specialty card(s).

Article 123.7 International Judges

1. Judges who are recognized Welsh judges in Great Britain are automatically WPCSA Approved Breed Judges.
2. All other international judges, including Canadian judges with Welsh judging credentials in their own countries may be approved as breed judges by the Licensed Officials Committee on an individual basis.
3. Canadian judges may be approved on an individual basis to judge performance.
4. Other international judges, excluding Canadians, may be approved to judge the Child's First Pony, Leading Rein, Junior Handler, and Ridden Welsh Classic on an individual basis. They may not judge any other WPCSA-rated performance classes under any circumstances.
5. Judges from other countries need not be members of the WPCSA.
6. If a judge listed on the WPCSA Judges List moves from the U.S. or Canada, they will be allowed to remain on the list providing they continue to meet all requirements of maintaining their Judge's card.

Article 123.8 Judge's Responsibilities and Conduct

1. No judge may adjudicate for the same Show Management at the same show for two consecutive years or two consecutive shows. Judges may officiate at two shows within each region each year but these shows cannot be within 30 days of each other. The regions are NE, SE, NC, SC, NW, SW. (See map on page 114.)
2. Judges are expected to judge according to the breed description for each Welsh section.
3. Judges are expected to render fair and impartial decisions at each WPCSA sanctioned competition.
4. Judges are expected to follow the rules of the WPCSA when judging WPCSA sanctioned competitions.
5. Judges are expected to honor their contracts with shows. Any judge who, after accepting the invitation to judge in writing, does not fulfill their obligation without an acceptable excuse, will be removed from the WPCSA Judges List.
6. Judges are expected to take their judging assignments seriously. Exhibitors are entitled to their sincere and undivided attention. It is inappropriate for judges to make small talk, joke and be inattentive.
7. Judges are responsible for completion of Evaluation of Learner Judges form and for forwarding to the WPCSA Office.
8. Judges are responsible for the completion of a Show Evaluation form and returning it to Show Management after completion of their judging duties.
9. Judges of double-judged breeding classes may not confer about their placings until after the Supreme Champions have been awarded.
10. Judges may not confer with Learner Judges until the card has been signed and turned in.
11. Judges who have not finished officiating may not fraternize with exhibitors or attend exhibitor parties.
12. Judges may not reside with any exhibitor, member of Show Committee/Show Management, or person whose immediate family is an exhibitor within one month preceding the show or during the show.
13. Judges may not have any business dealings with any exhibitor within a three month period prior to the show being judged, with the exception of stallion service.
14. Judges shall not be an owner of any interest in an animal or be an exhibitor, rider, driver, showman on-the-line, steward or manager at a show in which he/she is officiating. Judges must not discuss Pony/Cob business with exhibitors.
15. No member of judge's family may exhibit in divisions over which he/she officiates; no judge's trainer or client of trainer may exhibit in divisions over which he/she officiates, unless relationship is ended one month before show.
16. No animals sold or leased by judge or his/her trainer within last three months may be shown before said judge.

17. No animals leased by judge or his/her trainer may be shown before that judge for the duration of the lease.
18. Business partners of said judge must not exhibit in divisions over which he/she officiates.
19. No member of Manager's family may serve as judge for that show. Judge is responsible for signing class cards.
20. No judge, exhibitor, trainer, handler, or driver may use a cell phone while in the ring. If carried into the ring, the cell phone MUST be turned off.
21. A judge's conduct as a member, exhibitor, breeder, owner, as well as his/her ability, must be exemplary.
22. Each judge's status is subject to continual review by the Licensed Officials Committee and is revocable with or without notice and formal hearing.
23. Judges must be on the grounds at least 20 minutes before their first class.

Article 124 TECHNICAL DELEGATE

Article 124.1 General A Technical Delegate (TD) is an official who has all the responsibilities and authority of a USEF Steward or steward licensed by another recognized organization, but with a more positive approach to problem solving. In general, the Technical Delegate should provide an extra resource for exhibitors and Show Management alike as a helpful addition to Show Management. The Licensed Officials Committee shall be empowered to accept applications for those who wish to become WPCSA Technical Delegates. Initial classification of the applicant will use criteria similar to that for judges. Guest cards will be issued at the discretion of the Committee.

Article 124.2 Requirements to Become a WPCSA Technical Delegate

1. Applications to become a Technical Delegate must be made on an official form available from the WPCSA office or online at www.welshpony.org (Click on compete, then Shows/Officials, then Judges, then Judges Application).
2. Applicants must be a Life or Annual Member of WPCSA.
3. Applicants must provide evidence of knowledge and experience, either as a competitor, trainer, judge, organizer of equine show competitions, or other similar animal related activities.
4. Applicant must score at least 85% on an open book test.
5. Applicants must be evaluated by the Licensed Official Committee or by an Examiner approved by the Licensed Officials Committee and satisfactorily complete the written and practical requirement (if necessary).
6. No applicant under 25 years of age will be considered.
7. Initial classification of applicant will be determined by the Licensed Officials Committee after consideration of all the information available to the Committee. Emphasis will be placed on experience in performing duties similar to those of a Technical Delegate, and to knowledge of the rules and customs of the WPCSA.

Article 124.3 Duties/Responsibilities of the Technical Delegate

1. The Technical Delegate's (TD) major role is to be a problem solver for Show Management, exhibitors, judges, and other officials.
2. The TD has no authority to either change or override any Show Management or judging decision. They are the representative of the WPCSA and should point out in a diplomatic manner any instance where the rules and directives are not enforced. They should not dictate to judges or management, but should immediately report to the appropriate officials any violations of the rules that might invalidate a class, be a safety concern, or induce disciplinary action by the WPCSA. They should be available to judges, exhibitors and management at all times to clarify the application of WPCSA rules and investigate any situation in which the rules are not upheld.
3. TDs may not perform any other job at the show, including ring crew, announcing, setting up courses, etc.
4. TDs are responsible for measuring animals for the competition. They are responsible for bringing standardized measuring equipment or making sure that such equipment will be

available at the show.

5. TDs are responsible for completing an Evaluation Form of the Show and returning it to the WPCSA office.
6. It is the TD's responsibility to check the proper attachment of the leadline in Leadline classes.

Article 124.4 Conduct of the Technical Delegate

1. The TD may not be an owner of any interest in an animal or be an exhibitor, trainer, rider, driver or in-hand showman, manager or secretary at any show in which they are officiating.
2. No member of TD's family, the TD's trainer, or any client of the TD may exhibit in a show where the TD is officiating.
3. TDs who have not finished officiating may not fraternize with exhibitors or attend exhibitor parties.
4. TDs may not reside with any exhibitor, member of Show Committee/Show Management or person whose immediate family is an exhibitor within one month prior to the show or during the show.
5. TDs may not have any business dealings with any exhibitor within a three-month period prior to the show being judged, with the exception of stallion service.
6. TDs may not officiate for more than three years in a row at the same show.
7. TDs must be on the grounds at least 30 minutes before their first class.

Article 125 EVALUATION OF JUDGES/TECHNICAL DELEGATES

Show Management is required to forward an evaluation of all judges and the TD to the Society within fourteen (14) days of the conclusion of the show. Evaluation forms are on the WPCSA website under Compete/Shows-Officials/Show Management.

Exhibitors, and any others are encouraged to complete evaluations of judges and TDs and forward them to WPCSA office. Evaluation forms may be obtained from Show Management. Evaluation forms are on the WPCSA website under Compete/Exhibitor.

Any judge or TD who consistently receives poor evaluations by exhibitors or Show Committees will be given a hearing before (or receive feedback from) the Licensed Officials Committee. Other action may be taken.

WPCSA AWARD PROGRAMS

Article 126 AWARDS FROM WPCSA SANCTIONED SHOW PLACINGS

Article 126.1 Eligibility Requirements

1. Shows must be sanctioned and conform to show rules of the WPCSA.
2. Shows must have WPCSA point classes in the divisions.
3. Owner/lessee of record must be a current member of the WPCSA prior to points being accrued. Equitation riders must also be members prior to points being accrued.
4. Animal must be registered with the WPCSA, or if under one year, be eligible for registration and properly entered in point classes.
5. First four (4) placings in each WPCSA point class will count for points.
6. In Multiple Draft classes where multiple animals count as one entry (Pairs, Tandems, Unicorns, Four-in-Hand, Six-in-Hand), the animals making up the entry must remain the same throughout the point year. Each animal will receive full points.
7. Regional points will be accrued by exhibitors in either their home region or a declared alternative region that has been submitted in writing to the WPCSA office and includes the names of each Pony/Cob/Half-Welsh/Part-Bred to be exhibited outside of the home region during the year.

Article 126.2 Point Scoring

For classes with 3 or more entries:

First = 5 points
Second = 3 points
Third = 2 points
Fourth = 1 point

For classes with 2 entries:

First = 2 points
Second = 1 point

For classes with 1 entry:

First = 1 point
Junior Champion Filly/Colt = 3 points
Res. Junior Champion Filly/Colt = 2 points
Champion Mare, Stallion, Gelding = 3 points
Res. Champion Mare, Stallion, Gelding = 2 points
Grand Champion = 4 points
Res. Grand Champion = 3 points
Supreme Champion/Supreme Gelding = 5 points
Res. Supreme Champion/Res. Supreme Champion Gelding = 3 points
*Performance Champion = 3 points
*Performance Reserve Champion = 2 points

* Also see Article 111.2

Points are awarded to only one Supreme Champion and Reserve Supreme Champion per halter judge. Geldings are eligible for a separate Championship and Supreme Championship.

Gold Standard show classes and championships earn triple points; Silver Standard shows and championships earn double points. Bronze shows earn single points.

Full Breed Championship points will be awarded for a breed division Champion (including Grand and Supreme) providing there are at least three qualified for the Champion class (Only first and second place winners are "qualified" for a Champion class).

Adjustment points: Full class points from the original breed class placing, regardless of the number of entries in that class, will be awarded to the following championship winners as long as there are three qualified entries in those championship classes:

Purebred Supreme and Reserve Supreme
Gelding Supreme and Reserve Supreme
Grand Champion and Reserve Grand Champion Half-Welsh/PartBred

Article 126.3 AVAILABLE BREEDING AWARDS

Separate breeding awards for Section A, Section B, Section C & Section D will be offered for the following:

2 & Under Filly	2 & Under Colt
3 & Over Mare	3 & Over Stallion
Gelding 2 & Under	Gelding 3 & Over

Half-Welsh/Part-Bred breeding awards are offered for the following:

2 & Under Fillies
2 & Under Colts/Geldings
3 & Over Stallions/Geldings
3 & Over Mares

Article 126.4 AVAILABLE PERFORMANCE AND EQUITATION AWARDS

PERFORMANCE

Carriage Driving
Carriage Driving – Multiple
Carriage Driving Reinsmanship
Child's First Pony
Draft Driving - Multiple
Draft Driving - Single
Drive and Ride
Dressage Suitability Under Saddle
English Pleasure - Adult Exhibitor (12.2 & Under, Over 12.2-14.2, C/D, Half-Welsh/PartBred)
English Pleasure - Junior Exhibitor (12.2 & Under, Over 12.2-14.2, C/D, Half-Welsh/PartBred)
Fine Harness
Formal Driving
Green Cross-rails Hunter
Green English Pleasure
Green Western Pleasure
Hunter - Adult Exhibitor (A/B, C/D, Half-Welsh/Part-Bred)
Hunter - Junior Exhibitor (12.2 & Under, Over 12.2-14.2, C/D, Half-Welsh/PartBred)
In Hand Trail (2 & Under Jr/Adult, 3 & Over Junior, 3 & Over Adult)
Leading Rein
Long Stirrup Hunter
Low Hunter
Novice Rider English Pleasure
Novice Rider Western Pleasure
Open English Pleasure Classic
Open Western Pleasure Classic
Open Pleasure Driving Classic

Pleasure Driving - Adult Exhibitor (12.2 & Under, Over 12.2-14.2, C/D, Half-Welsh/PartBred)
 Pleasure Driving - Junior Exhibitor
 Pleasure Driving – Multiple (Junior or Adult)
 Ranch Pony
 Reining
 Ridden Welsh Classic (A/B)
 Ridden Welsh Classic (C & D)
 Ridden Welsh Classic (Half-Welsh/PartBred)
 Roadster
 Short Stirrup Hunter
 Junior Welsh Handler (9 & Under, 11 - 12, 13 - 17)
 Trail - Adult Exhibitor
 Trail - Junior Exhibitor
 Walk-Trot/Jog Pleasure – Adult Exhibitor
 Walk-Trot/Jog Pleasure – Junior Exhibitor
 Western Pleasure - Adult Exhibitor (A/B, C/D, Half-Welsh/Part-Bred)
 Western Pleasure - Junior Exhibitor (A/B, C/D, Half-Welsh/Part-Bred)
 Western Riding

EQUITATION

Leadline Walk (all participants 7 & Under)
 Leadline Walk-Trot/Jog (all participants 7 & Under)
 Leadline Walk-Trot/Jog Poles (all participants 7 & Under)
 Long Stirrup Equitation
 Hunt Seat Equitation (Adult, Junior)
 Saddle Seat Equitation (Adult, Junior)
 Stock Seat Equitation (Adult, Junior)
 Short Stirrup Equitation
 Walk Equitation (12 & Under, 13 – 17)
 Walk- Trot Equitation (12 & Under, 13 – 17)
 Walk-Trot/Jog Poles Equitation (12 & Under, 13 – 17)
 Walk-Trot/Jog Equitation (Adult)

Article 126.5 Regions For showing purposes, the country will be divided into the following regions: Northeast (CT, MA, ME, NH, NJ, NY, OH, PA, RI, VT), Southeast (AL, DC, DE, FL, GA, KY, MD, MS, NC, SC, TN, VA, WV), North Central (IA, IL, IN, MI, MN, ND, NE, SD, WI), South Central (AR, KS, LA, MO, OK, TX), Northwest (ID, MT, OR, WA, WY) and Southwest (AZ, CA, CO, NM, NV, UT). (See map inside back cover.)

National award winners will be published in the WPCSA Newsletter- Winter Edition. Regional winners will appear on the website.

Article 139.6 Legion of Merit (LOM)

This prestigious award is reserved for those outstanding purebred animals who over their lifetime consistently excelled either in the show ring or in a purebred Welsh breeding program. This dual purpose award recognizes both the individual animal's performance and the performance of their progeny.

The Legion of Merit, established in 1987, is based on the accumulation of points earned at WPCSA Sanctioned Shows. The classes that count are the same as ones that are used for the purebred WPCSA High Score awards, except those that are awarded to the rider.

For an individual Legion of Merit Award, an animal must earn 1500 points of which at least 500 points must result from breeding classes and 500 points from performance classes.

Sire Legion of Merit: A sire must accumulate 2500 points through his progeny. At least five of his progeny must have earned 300 points each in breeding and/or performance.

Dam Legion of Merit: A dam must accumulate 1500 points through her progeny. At least three of her progeny must have earned 300 points each in breeding and/or performance.

Article 126.7 Award of Excellence (AOE)

Awards of Excellence are divided into three categories for purebred animals, matching those of the Legion of Merit:

- Individual Award of Excellence: Ponies/Cobs accumulating a total of 4000 points.
- Sire Award of Excellence: Pony/Cob stallions whose progeny accumulate a total of 15,000 points.
- Dam Award of Excellence: Pony/Cob mares whose progeny accumulate a total of 8,000 points.

Article 126.8 Purebred Order of the Griffin (OG)

The Order of the Griffin Award is for purebred animals who have excelled through their own show ring performance in breed and/or performance classes.

The Individual Award of the Griffin is for purebred Ponies/Cobs accumulating a total of 7000 points.

Article 126.9 Order of the Dragon (OD)

The Order of the Dragon is reserved for purebred Ponies/Cobs who have excelled through their own show ring performance and for those whose offspring have excelled in such a way as to have allowed the sire/dam to have a significant and lasting impact on the breed and for the breeders/owners of these animals.

The Individual Order of the Dragon will be awarded to Ponies/Cobs who:

- a) Accumulate a total of 10,000 points or
- b) Win an individual AOE and a sire or dam AOE.

The Sire Order of the Dragon will be awarded to Pony/Cob stallions:

- a) Whose progeny accumulate a total of 25,000 points or
- b) Who have three progeny with an AOE.

The Dam Order of the Dragon will be awarded to Pony/Cob mares:

- a) Whose progeny accumulate a total of 15,000 points or
- b) Who have two progeny with an AOE.

The Breeder/Owner Order of the Dragon: Those breeder/owners who were either listed as breeder on the original registration application or the last recorded owner at the time awards are made for: Fifteen LOM or Ten AOE or 4 OD Ponies/Cobs. Breeder and owner status counts will be Combined, but there must be a total of the required number of animals (i.e. being both owner and breeder of an animal counts as only one animal).

Article 126.10 Half-Welsh/Part-Bred Award of Honour

The Welsh Pony and Cob Society of America opened their registry to the Half-Welsh on March 2, 1971 and to Part-Breds in 2012. In 1992, the show results from the WPCSA recognized shows were

entered into the computer for all purebred Welsh and the Half-Welsh. Therefore, the starting date for the Half-Welsh Award of Honour was January 1992 with Part-Breds joining in 2012.

This award is given for those animals who have excelled in the show ring. Their Purebred/Half-Welsh sire or dam will also be awarded for their progeny accomplishments.

Individual Half-Welsh/Part-Bred Award of Honour: an animal must earn 1500 points of which at least 500 points must result from breeding classes and 500 points from performance classes.

Purebred/Half-Welsh Sire Half-Welsh/Part-Bred Award of Honour: A sire must accumulate 2500 points through his Half-Welsh/Part-Bred progeny. At least five of his Half-Welsh/Part-Bred progeny must have earned 300 points each in breeding and/or performance.

Purebred/Half-Welsh Dam Half-Welsh/Part-Bred Award of Honour: A dam must accumulate 1500 points through her Half-Welsh/Part-Bred progeny. At least three of her Half-Welsh/Part-Bred progeny must have earned 300 points each in breeding and/or performance.

Article 126.11 Half-Welsh/Part-Bred Award of Distinction (AOD)

Awards of Distinction are divided into three categories for Half-Welsh/Part-Bred animals and their purebred/Half-Welsh sires or dams, matching those of the Award of Honour:

- Individual Award of Distinction: Half-Welsh/Part-Bred accumulating a total of 4000 points.
- Purebred/Half-Welsh Sire Award of Distinction: A sire whose Half-Welsh/Part-Bred progeny accumulate a total of 15,000 points.
- Purebred/Half-Welsh Dam Award of Distinction: A dam whose Half-Welsh/Part-Bred progeny accumulate a total of 8,000 points.

Article 126.12 Half-Welsh/Part-Bred Order of the Griffin (OG)

The Order of the Griffin Award is for Half-Welsh and Part-Bred animals who have excelled through their own show ring performance in breed and/or performance classes.

The Individual Award of the Griffin is for Half-Welsh/Part-Bred animals accumulating a total of 7000 points.

Article 126.13 Half-Welsh/Part-Bred Order of the Centaur (OC)

The Order of the Centaur is reserved for Half-Welsh/Part-Bred animals who have excelled through their own show ring performance, for their purebred/Half-Welsh sires or dams and for the breeders/owners of these animals.

The Individual Order of the Centaur will be awarded to Ponies/Cobs who accumulate a total of 10,000 points.

The Purebred/Half-Welsh Sire Order of the Centaur will be awarded to Pony/Cob stallions:

- a) Whose Half-Welsh/Part-Bred progeny accumulate a total of 25,000 points or
- b) Who have three Half-Welsh/Part-Bred progeny with an AOD.

The Purebred/Half-Welsh Dam Order of the Centaur will be awarded to Pony/Cob mares:

- a) Whose Half-Welsh/Part Bred progeny accumulate a total of 15,000 points or
- b) Who have two progeny with an AOD.

The Breeder/Owner Order of the Centaur: Those breeder/owners who were either listed as breeder on the original registration application or the last recorded owner at the time awards are made for: Fifteen AOH or Ten AOD or 4 OC. Breeder and owner status counts will be combined, but there must be a total of the required number of animals (i.e. being both owner and breeder of an animal counts as only one animal).

Article 126.14 Gold, Silver and Bronze Citations

WPCSA Citations are for outstanding achievement of Welsh or Half-Welsh/Part-Bred Ponies or Cobs who have participated in some equine related activity, but who have not been recognized for that accomplishment. These animals require a nomination signed by three WPCSA members (Life or Annual) accompanying a description of the accomplishment. Award of the WPCSA Citations will be decided by a Show Sanctioning Committee vote. Citations are limited to the previous show year.

Examples:

Bronze: Participation in a parade, fair or clinic.

Silver: Participation in a parade as part of a Welsh unit; participation in a fair as part of a Welsh unit; participation as a mount in a Pony Club event; participation in a regular hunt; 50-100 hours helping a child to ride or drive (no family or professionals).

Gold: A working cowpony; 100+ hours with handicapped (ridden or driven).

Article 126.15 Pony Cross Farm National Perpetual Trophy – Retired 2010

Article 126.16 Tylwyth Pony Farm - Perpetual High Score Trophies

The Badger Family of Tylwyth Pony Farm has donated perpetual championship trophies for Section A and Section B Overall High Score Performance. The trophies are named for Western Glow (*Clan Glomadh x Texas Gee Gee) and Timbercreek Morning Mist (Lithgow Gay Grenadier x Miss Big Shot V).

Article 126.17 Grazing Fields Farm High Point Welsh Cob Award This award, donated by Windcrest Stud Farm, honors many years of dedication to Welsh Cobs by Mrs. Hope Ingersoll and Grazing Fields Farm. It is felt by many that Welsh Cobs would not be where they are in this country without her love and devotion to the breed.

Points for this award are accrued from WPCSA in-hand and performance classes. The trophy is awarded to the "best all-around Cob" in the country.

The award is a limited edition bronze by James Spratt and will reside at the office of the WPCSA to honor its recipients, who will receive a memento to recognize their accomplishment.

Article 126.18 Severn Sirocco Perpetual Pleasure Driving Trophy This award is presented annually to the high score Section A or B Pleasure Driving Pony. Points are accrued from all WPCSA Pleasure Driving classes. The trophy is named for Severn Sirocco (Severn West Wind x Severn Holly).

Article 126.19 Spring Valleys Runner National High Score Gelding Award This award, sponsored by Molly Rinedollar and George and Thalia Gentzel of Helicon and Yesteryear, is presented annually to the high score purebred Welsh gelding. Points are accrued from all WPCSA breeding and performance classes. The trophy is named for Spring Valleys Runner (El Capitan x GlanNant Lyric).

Article 126.20 Princess Diana Memorial Perpetual Cup This award, donated by Mrs. R. Hardwick of the Tuscani Stud, is presented each year to the highest scoring imported Welsh Pony or Cob. Points are accrued from all WPCSA breeding and performance classes.

Article 126.21 Endurance/Competitive Riding or Driving

Article 126.21.1 General Requirements All owners of the animals must be members in good standing of the WPCSA and the animals WPCSA registered either as Welsh, Half-Welsh or Part-Bred. The animals do not have to be ridden/driven by the owner in order to earn points. The rider/driver must be a current WPCSA member.

Points must be earned by riding/driving under the sanctioning of the following organizations: American Endurance Ride Conference (AERC), North American Trail Ride Conference (NATRC), The Upper Midwest Endurance and Competitive Ride Association (UMECRA) and the Fédération Équestre Internationale (FEI) in both open and limited divisions. Open is defined as over 50 miles. Limited is defined as 25 to 50 miles.

Points must be reported on the official ride/drive reporting forms (obtained from the WPCSA Office), signed by the ride managers and mailed in by the rider and/or owner. Points will count towards year-end awards only and ride/drive distances will count towards lifetime mileage awards. A \$10 yearly registration fee per animal should accompany the first report of the year.

Article 126.21.2 Point Schedule

Completion points are earned for completing ride as well as all veterinary criteria. Completion points will be calculated at ½ per mile of ride completed.

Placement points will be awarded for animals placing 1st through 10th on any ride or drive as follows: 1st - 15; 2nd - 10; 3rd - 9; 4th - 8; 5th - 7; 6th - 6; 7th - 5; 8th - 4; 9th - 3; 10th - 2. There must be at least 11 finishers in order to earn points for 10th place, 10 finishers in order to earn points for 9th place, etc.

1,000 Mile Award. A 1,000 Mile Award will be awarded to animals completing mileage in approved rides or drives. Mileage from one or all three categories (Endurance, Competitive and Driving) will count towards one award. There is no time limit to reach the 1,000 mile mark.

Article 126.22 Driving/Saddle Log Program

This program recognizes the need for personal achievement for the individual who daily or weekly enjoys the benefits gained from riding - whether it be on trails, training for horse shows, parades, ranch work, pleasure driving, driving for the physically challenged, etc.

Awards for this program are given for the rider/driver, not the animal. The rider/driver must be a current WPCSA member to qualify for this award.

On an honor system, each rider/driver keeps his/her own Saddle/Driving Log. The rider/driver is not required to own their own animal and may use different animals, but all animals must be either registered Welsh or Half-Welsh/Part-Bred. There are no age limitations. Time must be recorded on the official log form provided by the WPCSA office, upon request. A \$10 registration fee per person, per year must accompany yearly point sheets.

Year-end awards will be given for: 100 hours; 200 hours; 500 hours; 1,000 hours; 1,500 hours; 2,000 hours and 2,500 hours.

Article 126.23 All-Around High Point Youth Award

A national trophy to be awarded at the Welsh Pony & Cob Society of America's Awards Banquet at the Annual General Meeting. This trophy will be purchased and donated by Wendy and Ashley Petersen of Cameo Farm.

This award is to be given to the junior exhibitor who accumulates the most points exhibiting during the course of a show year, commencing on December 1st and closing on November 30th. Points will only be tabulated from classes that are being held at any Welsh Pony & Cob Society of America sanctioned show.

Exhibitors are not limited to one animal; however, exhibitors must participate in at least three Junior Welsh Handler classes during the show season.

APPENDIX A - PHOTOGRAPHS AND DIAGRAMS DEPICTING WELSH TYPE & CONFORMATION



**Section A Welsh Mountain
Pony Stallion**




**Section B Welsh Pony
Stallion**



**Section C Welsh Pony
of Cob Type Stallion**

Section D Welsh Cob Stallion




Good Movement

Good movement is balanced and going somewhere. The pony demonstrates this whether in breeding or performance classes. The stride is ground covering to the point that the hind hooves may over reach the front hoof prints by a foot or more. Ideally the pony will show the bottom of his/her front hooves, when trotting, engaging the shoulder when it moves it's legs up and out in front.


Movement which is flipping from the knee is not good Welsh movement as it does not engage the shoulder

and the movement is neither forceful nor balanced.

Bad movement is being unbalanced. In this drawing the pony is collected in front and sprawling behind, seemingly dragging himself/herself along by the front. Breaking level is not bad movement as long as there is plenty of reach, balance, and not trappy up and down movement that is basically stationary.



Bad Movement



Good Head



Bold, Alert Eye



Good Ears



Roman Nose, Eye Too Small



Eye Too Small



Lop Ears



Rat Eye, Muzzle Too Pointed, Jaw Undershot



Good Shoulders Well Laid Back



Ears Too Long



Head Well Set On to Neck




Straight Shoulders



Ears Set Too Far Forward




Head Badly Set On, Neck Too Thick And Coarse



Weak Neck, Ewe Neck



Ears Too Wide Apart




Good limbs, deep girth,
tail well set on



Correct foreleg, good
cannon bone



Good quarters and hind
leg



Weak loin, long back,
no depth of body



Back at the knee



Tail too low, goose-
rumped, sickle hocked



Narrow contracted foot



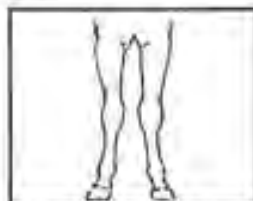
Forelegs set too far
back



Weak leg, light bone,
small hocks too far back



Correct forelegs



Feet turned out, calf
kneed, narrow chest



Pidgeon Toed



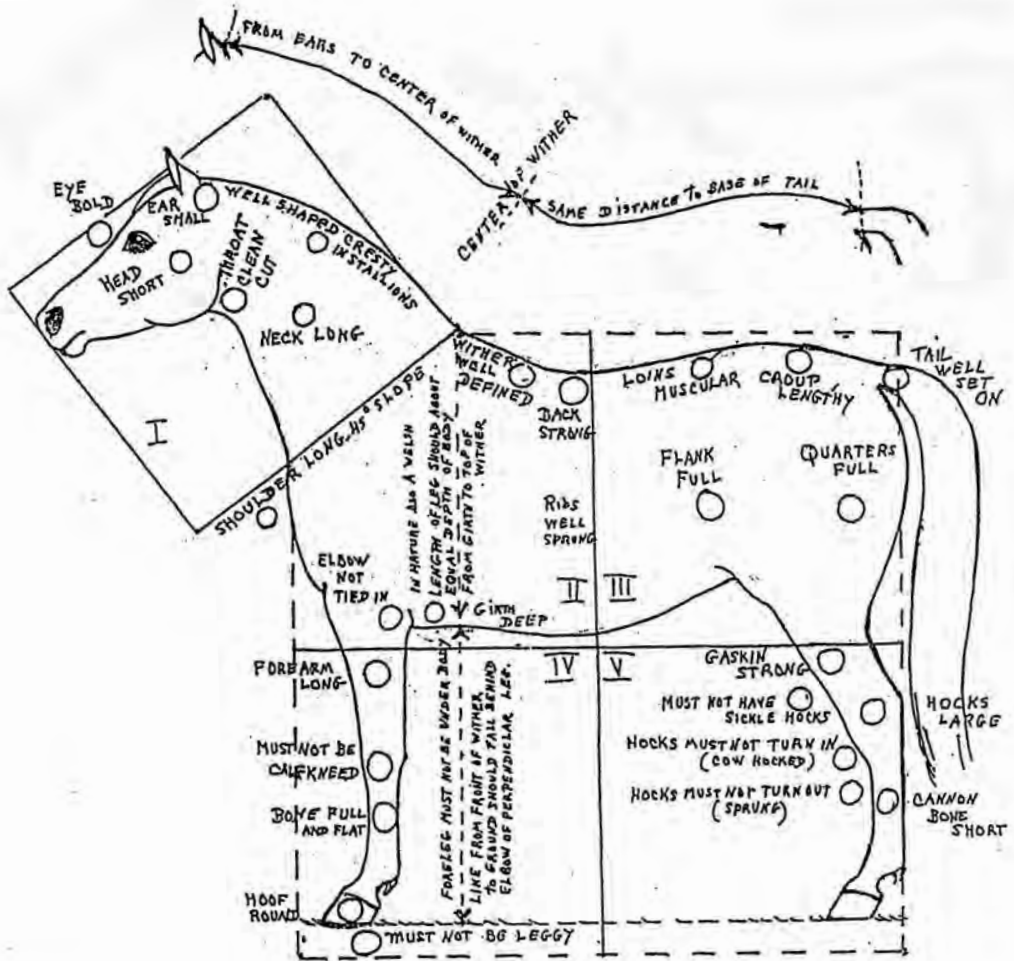
Correct hind legs



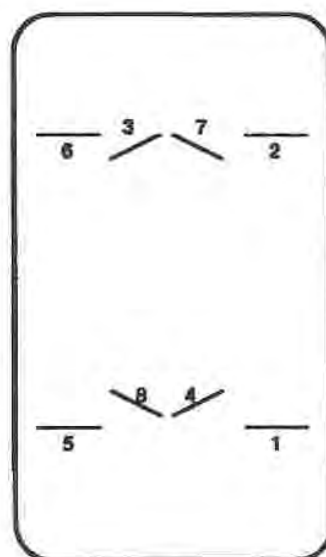
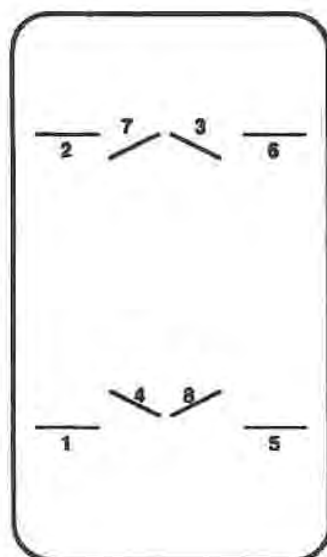
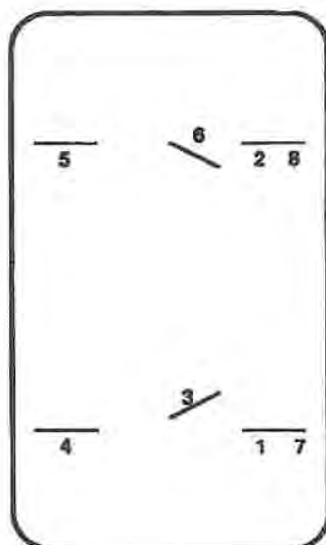
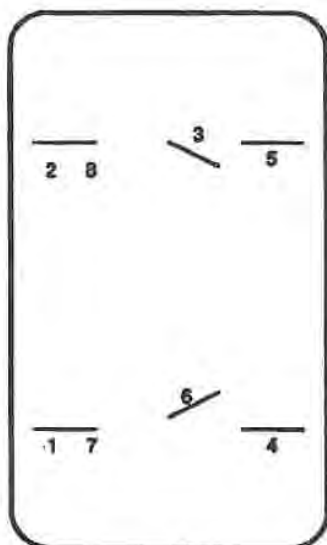
Bowed hind legs



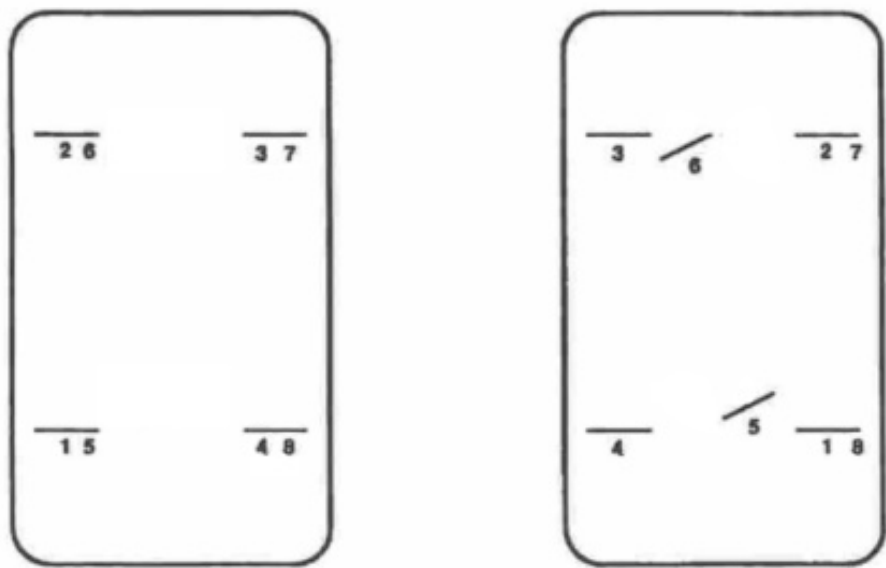
Cow hocks



APPENDIX B **SAMPLE JUMP COURSES - WELSH PONY HUNTER**

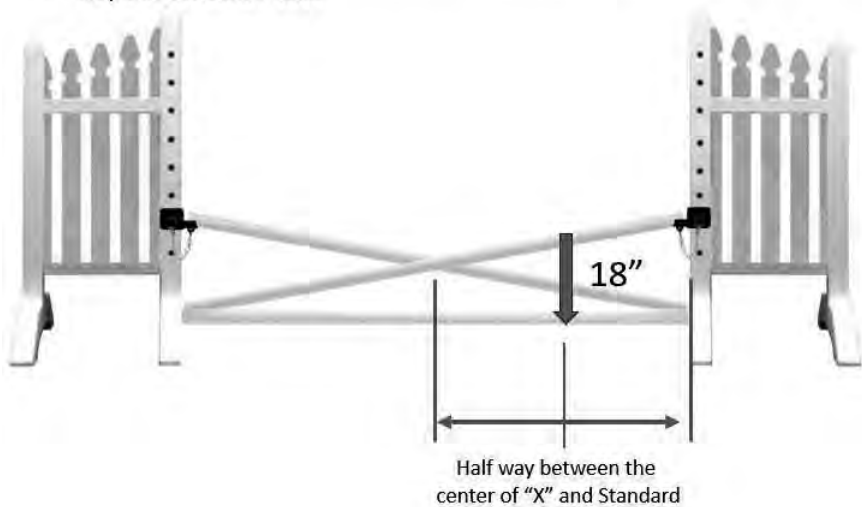


SAMPLE JUMP COURSES - SHORT STIRRUP, LONG STIRRUP & LOW HUNTER

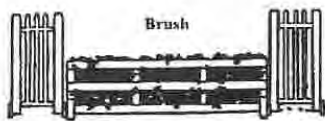


How to Set the Height of 18" Cross Rails

- Find the point half way between the center of "X" and Standard
- Set rail so that it measures 18" high at this point
- Repeat on other side




COMMON NAMES FOR JUMPS



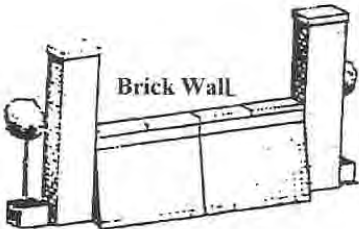
Brush



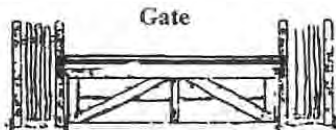
Vertical
Post & Rail



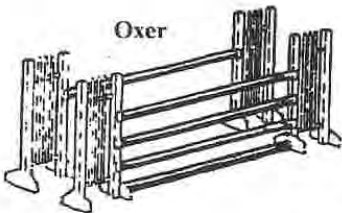
Picket Fence



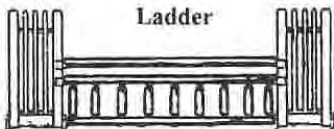
Brick Wall



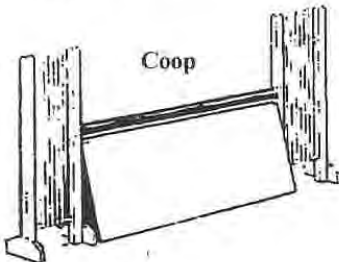
Gate



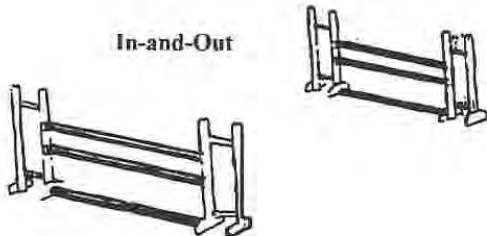
Oxer



Ladder



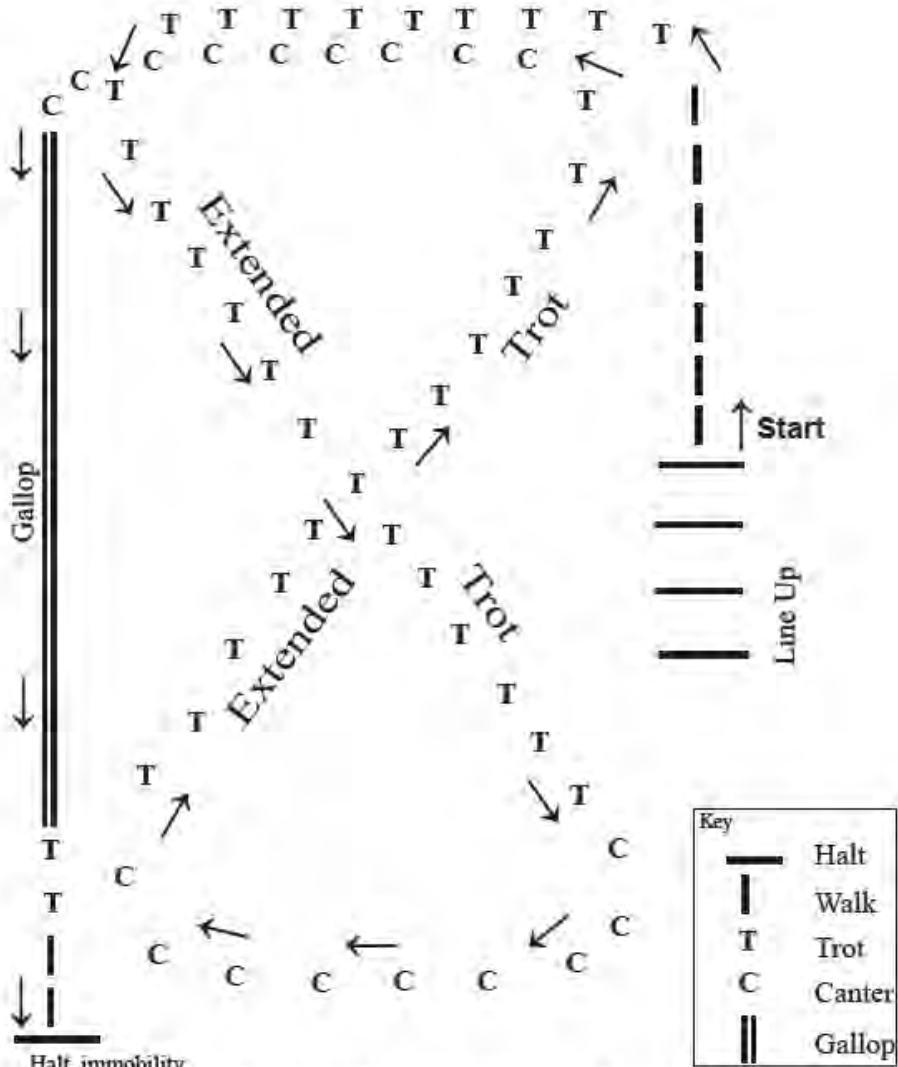
Coop



In-and-Out

APPENDIX C

Ridden Welsh Classic



Halt, immobility.

Walk back to line up. Strip for conformation as soon as you finish your test.

INDEX

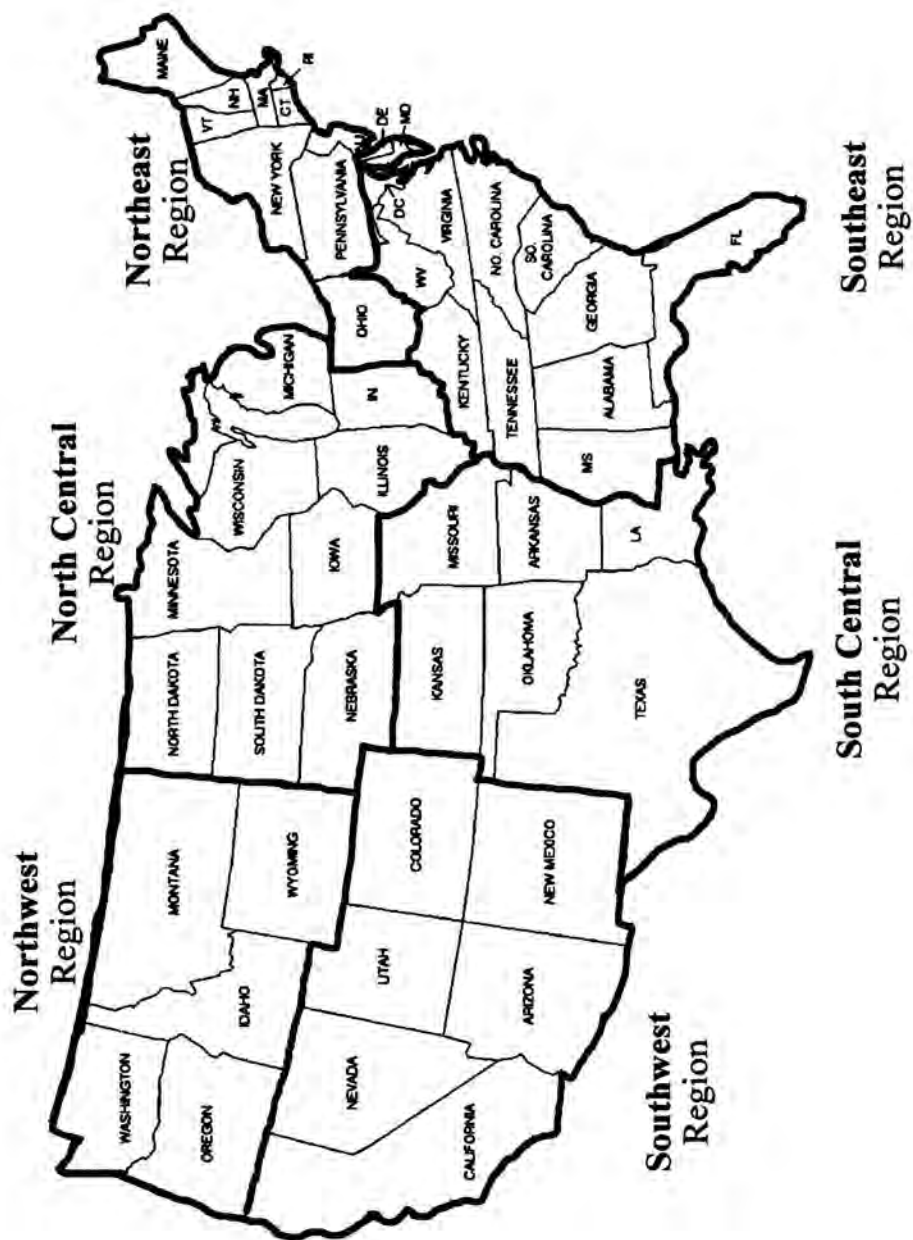
- adjustment points, 93
- adult and junior classes combined, 16
- adult exhibitor, 8
- Adult Walk-Trot/Jog Pleasure, 28
- age of animal, 8
- All Around High Point Youth Award, 98
- applying for show sanctioning
 - application deadlines, 78
 - general rules, 78
- approved judges, 87
- attire, 6
- award eligibility, 92
- Award of Excellence, 95
- awards offered (year-end), 93
- boots, 6
- braiding, 11, 23, 39, 46
- breakage of equipment, 5
 - time out, 5
- breed type and conformation, 1
- breeder's herd class, 11
- breeding divisions
 - appearance of animals, 11
 - championships, 11
 - classes, 12
 - combining/splitting classes, 10
 - general specifications, 10
 - ring procedure, 10
 - soundness, 11
 - splitting classes, 10
 - tack, 11
- bronze show requirements, 10, 79
- carriage driving
 - class specifications, 43
 - cross country, 46
 - double jeopardy, 44
 - fault and out, 44
 - gamblers choice, 45
 - general specifications, 40
 - obstacle/cones, 41, 43
 - pick your route, 46
 - progressive, 45
 - time competition, 43
- carriage driving reinsmanship, 52
- cell phone, 5
- championships
 - adjustment points, 93
 - breeding, 11
 - performance, 15
- child's first pony, 72
- competition year, 8
- complaints, 84
- conformation classes, 16
- course postings, 4
- cross-rail hunter
 - general specifications, 36
- cruppers, 6
- delay of classes, 4
- disqualifications
 - animal, 6
 - exhibitor, 8
- distance between shows, 78
- draft driving
 - attire, 47
 - class specifications, 48
 - gaits, 46
 - general specifications, 46
 - groom/attendant, 47
 - judging, 47
- dressage suitability under saddle, 73
- drive and ride, 52
- driving/saddle log, 98
- drugs, 6
- eligibility of entry, 1
- emergency procedures, 4
- Endurance/Competitive Riding, 98

- English Pleasure
 - class specifications, 24
 - general specifications, 23
 - tests, 21
- entry blank requirements, 82
- evaluation of judge/technical delegate, 91
- fake tails, 6
- fall of pony, 7
- fall of rider, 7
- fine harness
 - appointments and attire, 49
 - gaits, 49
 - general specifications, 49
 - judging criteria, 50
- formal driving
 - appointments and attire, 50
 - class specifications, 51
 - equipment, 50
 - gaits, 50
 - general specifications, 50
 - judging criteria, 51
- gaits, 21
- get of sire class, 11
- gold show requirements, 79
- gold, silver and bronze citations, 97
- Grazing Fields Farm Award, 97
- green cross-rail hunter
 - general specifications, 37
- green pony English pleasure, 28
- green pony Western pleasure, 29
- group class, 11
- guest judges, 85
- Half-Welsh Award of Distinction, 96
- Half-Welsh Award of Honour, 95
- Half-Welsh Order of the Centaur, 96
- height and measurement, 2, 3
- hunter
 - conformation and soundness, 35
 - course, 32
 - courses and obstacles, 32
 - faults, 34
 - general specifications, 34
 - height of obstacles, 33
 - over fences classes, 35
 - tack, equipment & attire, 33
 - under saddle classes, 35
- hunter seat equitation
 - appointments and tack, 55
 - class routine, 55
 - course requirements, 55
 - general specifications, 53
 - judging, 54
 - numbers, 54
 - position, 54
 - prize money, 53
 - ribbons, 53
 - side saddles, 54
 - tests, 56
- in-hand trail
 - courses, 64, 71
 - general specifications, 64
 - obstacles, 65
 - specifications, 71
- insurance, 4
- insurance coverage, 78, 79
- international judges, 89
- interruption of procedure, 4
- judge's responsibilities and conduct, 89
- judge's cards, 4
- judges qualifications and responsibilities
 - approved judges, 87
 - guest judges, 85
 - international judges, 89
 - learner judges, 85
 - provisional judges, 86
 - special category halter judges, 87
 - specialty performance judges, 88
- junior animal, 8

- junior breeding classes, 11
- junior exhibitor, 8
- junior Welsh handler, 62
- late results penalty, 83
- leading rein, 71
- leadline, 61
- learner judges, 85
- Legion of Merit, 94
- length of competition, 4
- lighting, 4, 81
- long stirrup
 - general specifications, 53
- long stirrup hunter
 - general specifications, 37
- low hunter
 - general specifications, 36
- management responsibilities
 - judges, 81
 - prize list requirements, 81
- mare and foal class, 11
- measurement card, 3
- measurement forms, 83
- model, 16
- multiple rings, 5
- non-negotiable checks, 7
- novice rider English pleasure, 29
- novice rider Western pleasure, 30
- open classes, 9
- open English pleasure classic, 31
- open pleasure driving classic, 52
- open Western pleasure classic, 31
- Order of the Dragon, 95
- Order of the Griffin, Half-Welsh, 96
- Order of the Griffin, Purebred, 95
- owners/agents/exhibitors
 - approaching judge, 5
 - conduct, 5
 - protest, 5
- penalties, 8
- percentages for judging performance, 16
- performance division, 9
- performance divisions
 - championships, 15
 - class size, 15
 - combining classes, 15
 - general specifications, 15
 - splitting classes, 15
 - ties, 16
- performance only shows, 80
 - bronze, 80
 - Silver, 80
- pleasure driving
 - aids, 39
 - appropriate attire, 39
 - bits, 39
 - class specifications, 40
 - gaits, 39
 - general specifications, 38
 - harness and equipment, 38
 - judging, 40
 - martingales and check rein, 38
 - outside assistance, 39
 - style of driving, 39
 - turnout of animal, 39
 - whip, 39
- point scoring, 92
- pointed classes, 17
- Princess Diana Memorial Cup, 97
- prize money, 4, 10, 53, 79, 81
- produce of dam class, 11
- provisional judges, 86
- quarter boots, 6
- recording fee per animal, 83
- regions, 94
- removing the bridle, 6, 38, 52
- results, 83
- Ridden Welsh Classic, 72
- ring precedence, 5

- ring procedure, 6
- roadster
 - attire, 49
 - classes, 49
 - equipment, 48
 - general specifications, 48
- rule changes, 1
- rules commission, 83
- saddle seat equitation
 - appointments, 57
 - class routine, 57
 - general specifications, 53
 - judging, 54
 - numbers, 54
 - position, 56
 - prize money, 53
 - ribbons, 53
 - side saddles, 54
 - tests, 57
- safety equipment, 6
 - helmet, 6
- senior breeding classes, 11
- Severn Sirocco Award, 97
- shoeing regulations, 3
 - toe length, 3
- short stirrup
 - general specifications, 53
- short stirrup hunter
 - class specifications, 37
 - general specifications, 37
- show fees, 78
 - sanctioning fees, 78
- show management
 - as exhibitor, 5
- shown and judged, 9
- silver show requirements, 79
- soundness in equitation, 53
- soundness of animal, 5
- special category halter judges, 87
- specialty performance judges, 88
- Spring Valleys Runner Award, 97
- stabling, 4
- stallions and junior exhibitors in
 - breeding divisions, 10
 - performance divisions, 16
- stock seat equitation
 - appointments and tack, 59
 - class routine, 60
 - general, 58
 - general specifications, 53
 - judging, 54
 - judging criteria, 60
 - numbers, 54
 - position, 58
 - prize money, 53
 - ribbons, 53
 - side saddles, 54
 - tests, 60
- suitability, 16
- tail braces, 6
- tail switches, 6
- tails nicked, docked or set, 6
- technical delegate
 - conduct, 91
 - duties, 90, 91
 - requirements, 90, 91
- trail
 - courses, 64
 - general specifications, 64
 - obstacle detail and dimensions, 65
 - ridden class specifications, 71
 - scoring, 66
- turnbuckles, 6
- Two-class divisions, 9, 16
- Tylwyth Pony Farm award, 97
- veterinarian, 4, 5, 82
- violations
 - by exhibitor, 7
 - by show, 7
- Walk-Trot Adult Equitation, 62

- walk-trot equitation
 - walk, 61
 - walk-trot, 61
 - walk-trot poles, 61
- Walk-Trot/Jog Pleasure, 28
- Western Pleasure
 - appointments, 24
 - bits/bridles, 25
 - class specifications, 26
 - gaits, 24
 - general specifications, 24
 - judging criteria, 27
 - reins, 25
 - tests, 21
- wigs, 6
- working western, 73
- working Western
 - ranch pony, 73
 - reining, 75
 - scoring, 66
 - Western Riding, 74
- yeld mare, 8



NOTES

NOTES